



Language robustel App User Guide

[Home](#) » [robustel](#) » Language robustel App User Guide 



Contents

- 1 App User Guide**
 - 1.1 Language
 - 1.2 Revision History
 - 1.3 Chapter 1 Overview
 - 1.4 Chapter 2 App Installation
 - 1.4.1 2.1 Installation
 - 1.4.2 2.2 Uninstallation
- 2 Documents / Resources**
 - 2.1 References
- 3 Related Posts**

App User Guide

Language

Version: 1.0.2

Date: December 25, 2021

Copyright© Guangzhou Robustel Co., Ltd.

All Rights Reserved.

Robustel Language App User Guide


Revision History

Updates between document versions are cumulative. Therefore, the latest document version contains all updates made to previous versions.

Release Date	App Version	Doc Version	Details
June 06, 2016	2.0.0	v.1.0.0	First Release
June 29, 2018	2.0.0	v.1.0.1	Revised the company name
December 25, 2021	2.0.0	v.1.0.2	Revised the company name Deleted the document status: confidential

Chapter 1 Overview

router support multi-language. Each language will be developed to an App and need to install in router.



Language display

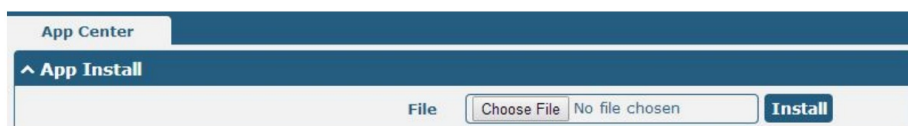
Chapter 2 App Installation

2.1 Installation

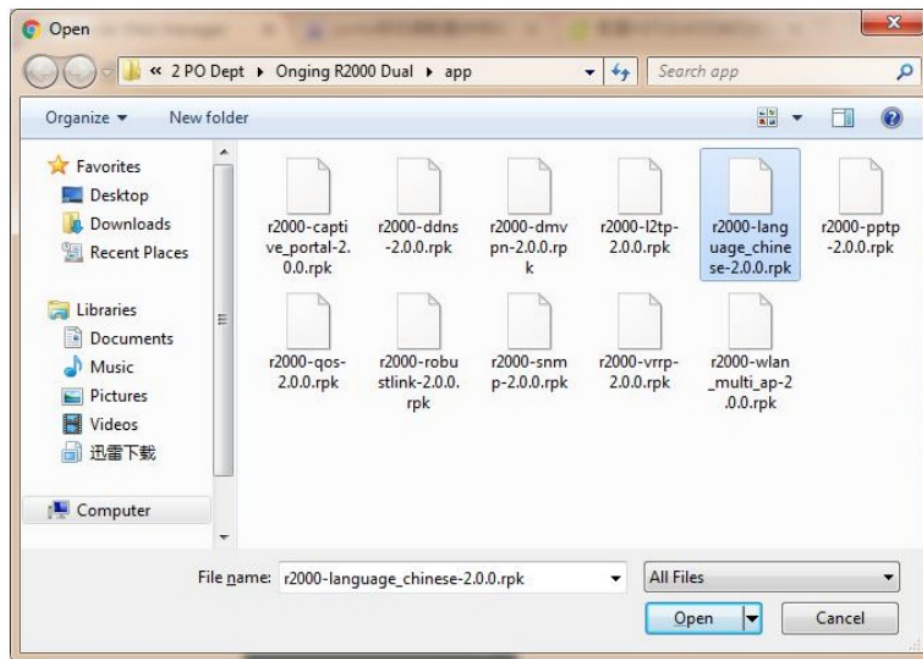
Here use Chinese language as an example to show the installation steps.

Path: **System->App**.

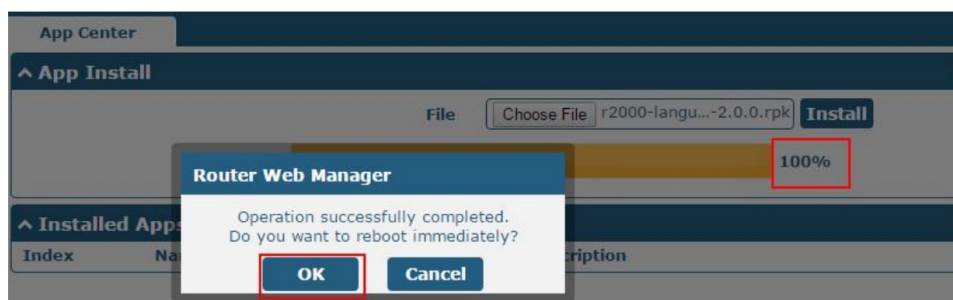
1 Please place Language App .rpk file (e.g. r2000-language-2.0.0.rpk) into a free disk of PC. And then log in router configuration page; go to **System->App** as the following screenshot show.




2 Click “Choose File” button, select Language App .rpk file from the PC, then click “Install” button of router configuration page.



3 When the rate of installation progress reach 100%, the system will pop up a reboot router reminder window. Please click “OK” to make router reboot.



4 After router power on again, go to login page, it will show the new language selection box, so that we can choose the Chinese language and log in Chinese language system.




Go to **System->App Center**, Chinese Language App will be included in App Center's "Installed Apps" list.



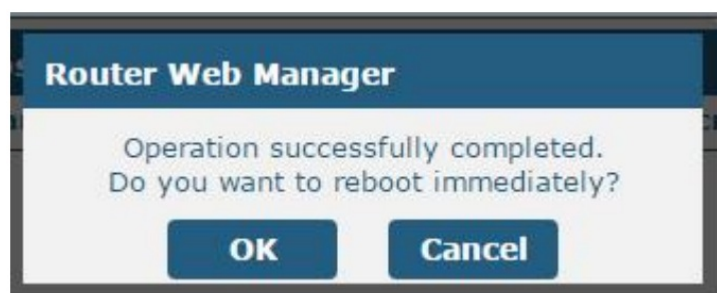
2.2 Uninstallation

Path: **System->App Center**

1 Go to "**Installed Apps**", find Language App and then click "".



2 Click "OK" in the router reboot reminder popup window. When router finish restart, Language had been uninstalled.



App Center

App Install

File

Choose File

No file chosen

Install

Installed Apps

Index	Name	Version	Status	Description
-------	------	---------	--------	-------------

Guangzhou Robustel Co., Ltd.

Add: 501, Building 2, No. 63, Yong'an Avenue, Huangpu District, Guangzhou, China 510660

Tel: 86-20-82321505

Email: support@robustel.com

Web: www.robustel.com

Documents / Resources

<div><div></div><div><div>App User Guide</div><div>Language</div><div>Version 1.0.1</div><div>First Release 2021</div></div></div>	<div><div>robustel Language robustel App [pdf] User Guide</div><div>Language robustel, App, Language robustel App</div></div>
---	---

References

- [4G/LTE/5G/Cellular Routers, Gateways and Modems for Industrial IoT - Robustel](#)