


RingCentral Welcome Video Quick Guide



## RingCentral Welcome Video Quick Guide User Guide

[Home](#) » [RingCentral](#) » RingCentral Welcome Video Quick Guide User Guide 

### Contents

- 1 [RingCentral Welcome Video](#)
- 2 [Documents / Resources](#)
  - 2.1 [References](#)



### RingCentral Welcome Video



- Product Name: RingCentral Welcome Video Message Phone
- Features: Customized high-level introduction videos for employees
- Customization: Company logo insertion, custom message inclusion
- Modular Design: Choose features to display


## Welcome Video Creation Process


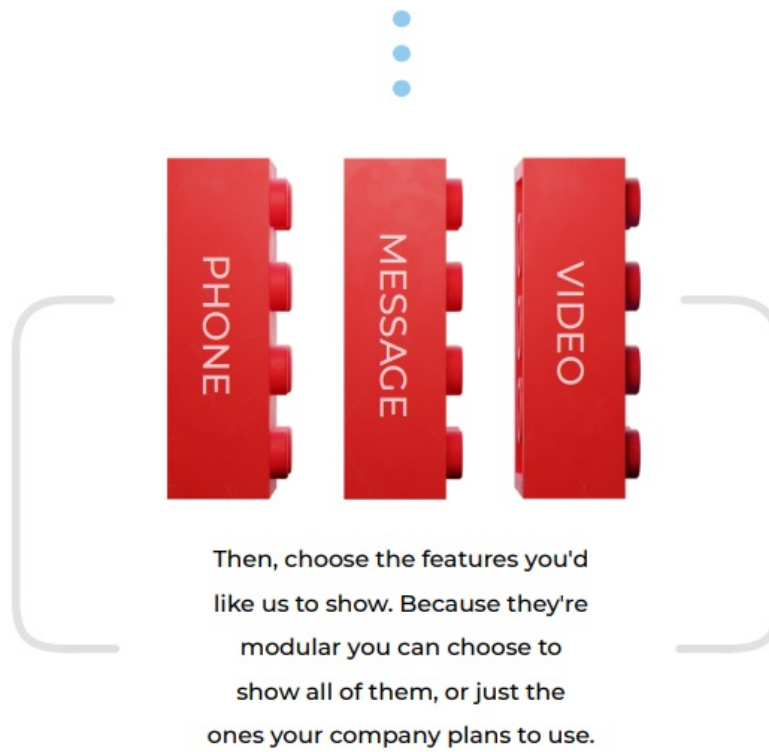
1. Schedule a Welcome Video introduction with the Project Manager or Enhanced Trainer
2. Submit the Welcome Video form with your company logo and custom message.
3. The Project Manager will validate the form and initiate the video production process.
4. Once produced, the video will be delivered to you for distribution among employees.

RingCentral Welcome videos are modular, customized high-level videos meant to give a simple introduction to our most popular features to your employees before launch.



Welcome Videos are composed of the intro, the outro and the three primary features of the RingCentral App.





Welcome Videos are composed of the intro, the outro and the three primary features of the RingCentral App.



Welcome Video introduction  
with Project Manager /  
Enhanced Trainer



Submit Welcome  
Video form



Project Manager  
form validation



Video Production




Delivery



[CLICK HERE TO WATCH A SAMPLE WELCOME VIDEO](#)

In the end, you'll have a Welcome Video tailored to your company and your employees.

## Documents / Resources



[RingCentral Welcome Video Quick Guide](#) [pdf] User Guide  
Welcome Video Quick Guide, Welcome, Video Quick Guide, Quick Guide

## References

- [User Manual](#)

**Manuals+, Privacy Policy**

This website is an independent publication and is neither affiliated with nor endorsed by any of the trademark owners. The "Bluetooth®" word mark and logos are registered trademarks owned by Bluetooth SIG, Inc. The "Wi-Fi®" word mark and logos are registered trademarks owned by the Wi-Fi Alliance. Any use of these marks on this website does not imply any affiliation with or endorsement.