



ring 5F55E9 Alarm Panic Button User Guide

[Home](#) » [Ring](#) » ring 5F55E9 Alarm Panic Button User Guide 



5F55E9 Alarm Panic Button User Guide

Contents

- [1 In-App Setup](#)
- [2 Installation](#)
- [3 IMPORTANT PRODUCT INFORMATION](#)
- [4 PRODUCT SPECIFICATIONS](#)
- [5 TERMS OF SERVICE AND WARRANTY](#)
- [6 Documents / Resources](#)
 - [6.1 References](#)
- [7 Related Posts](#)

In-App Setup

1. **Disarm your Ring Alarm.**
2. **Download and open Ring app.**

Select Set Up a Device, then tap Security, tap Panic Buttons, and select Panic Button (2nd Gen).
3. **Scan QR code with Ring app.**

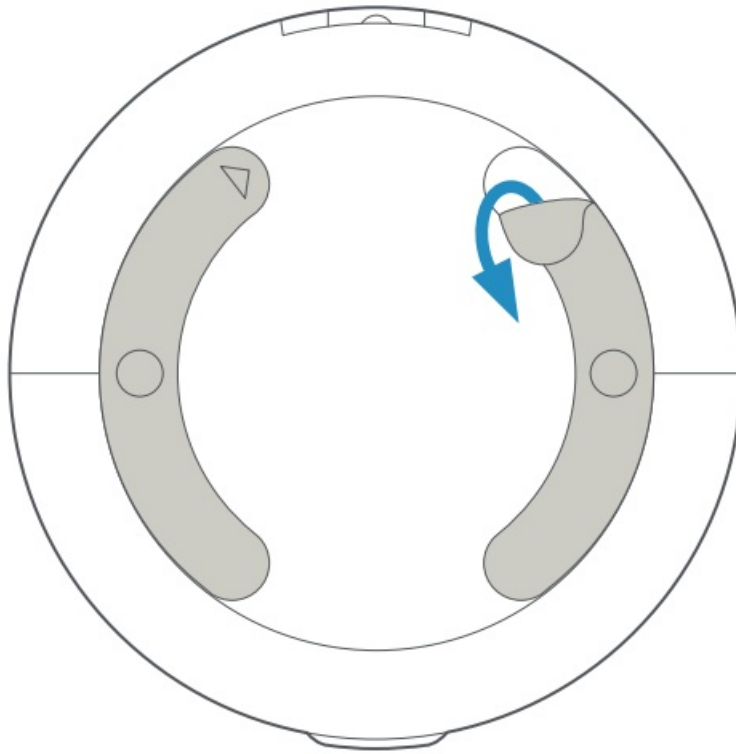
Use the one on your device, or the one on the box, to continue setup.

Installation

Once your Panic Button is set up in the Ring app, it's ready to place on a table or shelf. It can also be mounted to a wall, or discreetly under a desk or table.

Tape Mounting. Clean the mounting location, then peel the film off of the mounting tape.

Press the Panic Button firmly to the mounting location and hold for 20 seconds to make sure the tape is securely attached.

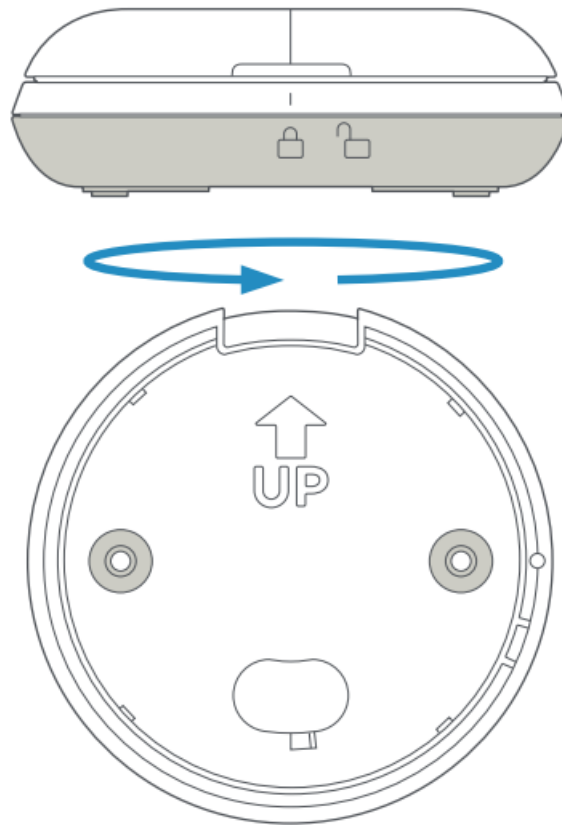


Screw Mounting. You'll need two flat head No. 4 x 5/8" (3mm x 15mm) screws and two No. 4 x 3/4" (5mm x 19mm) wall anchors.

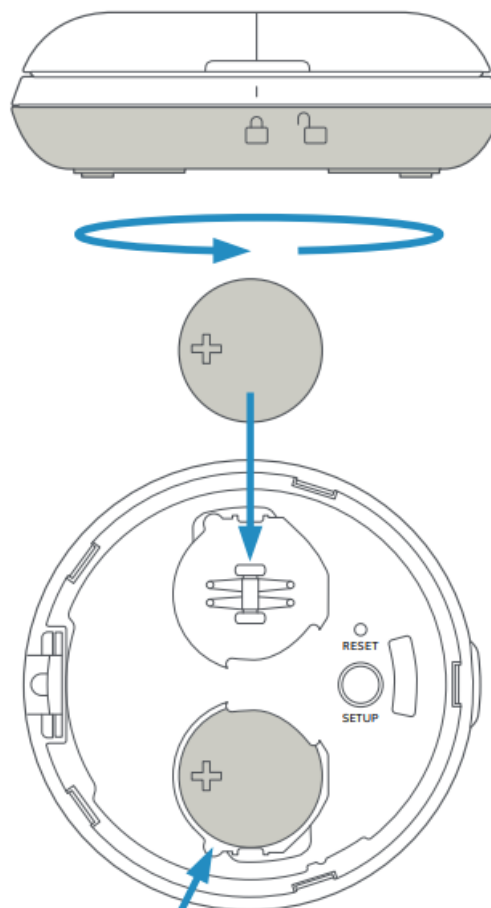
Twist the bottom cover to unlock and pull to separate, then set the Panic Button aside.

Drill pilot holes in the mounting surface using a 3/16" (5mm) drill bit. Insert the wall anchors, then screw in the back cover.

Place the Panic Button onto the back cover and twist to secure it.



Battery Replacement. To change the batteries, first disarm your Ring Alarm. Twist the bottom cover to unlock and pull to separate, then set it aside. Dislodge and remove both batteries. Insert two new CR2032 batteries, making sure the positive (+) side is visible. Replace the back cover and twist to secure it.



IMPORTANT PRODUCT INFORMATION



SAFETY INFORMATION: FAILURE TO FOLLOW THESE SAFETY INSTRUCTIONS COULD RESULT IN FIRE, ELECTRIC SHOCK, OR OTHER INJURY OR DAMAGE.

WARNING: Your device should only be used in accordance with the specific instructions for use and intended purpose of the device. Using your device in any way other than its intended purpose could cause injury to yourself or others, and/or damage to the device or property.

WATCH FOR SMALL PARTS! Your device and accessories may present a choking hazard to small children. Keep them out of reach of small children.

CAUTION: The device is not waterproof and as such should not be submerged in water, doing so could cause injury to yourself, others and/or damage to the device.

CAUTION: To reduce the risk of falling, take extra caution when using a ladder or similar equipment to mount the product.



BATTERY SAFETY

Do not ingest battery, Chemical Burn Hazard. This product contains coin batteries. If the coin battery is swallowed, it can cause severe internal burns in just 2 hours and can lead to death. Keep new and used batteries away from children. If the battery compartment does not close securely, stop using the product and keep it away from children. If you think batteries might have been swallowed or placed inside any part of the body, seek immediate medical attention.

The lithium coin batteries accompanying this device cannot be recharged. Do not open, disassemble, bend, deform, puncture, or shred the battery. Do not modify, attempt to insert foreign objects into the battery or immerse or expose to water or other liquids. Do not expose the battery to fire, explosion, high temperature or other hazard. Fires involving lithium batteries can usually be controlled with flooding with water, except in confined spaces where a smothering agent should be used.

If dropped and you suspect damage, take steps to prevent any ingestion or direct contact of fluids and any other materials from the battery with skin or clothes. If a battery leaks, remove all batteries and recycle or dispose of them in accordance with battery manufacturer's recommendations. If fluid or other material from the battery comes into contact with skin or clothes, flush skin or clothes with water immediately. An open battery should never be exposed to water, as fire or explosion may result from exposure to water.

CAUTION: Danger of fire or explosion if battery is incorrectly replaced. Insert the batteries in the proper direction as indicated by the negative (-) markings in battery compartment together with the installation instructions. Always replace with two new CR2032 3V lithium coin batteries specified for this product. Only use CR2032 3V lithium coin batteries. Do not use other coin or button batteries, including but not limited to rechargeable coin batteries.

Do not mix used and new batteries or batteries of different types (for example, one Lithium and one alkaline battery). Always remove old, weak, or worn-out batteries promptly and recycle or dispose of them in accordance with applicable laws and regulations



BATTERY WARNING

KEEP OUT OF REACH OF CHILDREN

Swallowing can lead to chemical burns, perforation of soft tissue, and death. Severe burns can occur within 2 hours of ingestion. Seek medical attention immediately.

No obvious symptoms: Unfortunately, it is not obvious when a button or coin battery is stuck in a child's oesophagus (food pipe). There are no specific symptoms associated with this. The child might:

- cough, gag or drool a lot;
- appear to have a stomach upset or a virus;
- be sick;
- point to their throat or stomach;
- have a pain in their abdomen, chest or throat;
- be tired or lethargic;

- be quieter or more clingy than usual or otherwise “not themselves”;
- lose their appetite or have a reduced appetite; and
- not want to eat solid food/be unable to eat solid food.

MAINTAINING YOUR RING PANIC BUTTON

The Ring Panic Button is for indoor use only. Use only accessories supplied with your device, or specifically marketed for use with your device, to power your device.

PRODUCT SPECIFICATIONS

Device Name: Ring Panic Button

Model Number: 5F55E9

Electrical Rating: 2 x 3V Lithium CR2032

Temperature Rating: 32°F to 120°F (0°C to 49°C)

RECYCLING YOUR DEVICE PROPERLY

In some areas, the disposal of certain electronic devices is regulated. Make sure you dispose of, or recycle, your device in accordance with your local laws and regulations. For information about recycling your device, go to amazon.com/devicesupport.

TERMS OF SERVICE AND WARRANTY

By purchasing or using the product, you agree to the Terms of Service found at ring.com/terms ring.com/terms. For information on our warranty visit ring.com/legal.

FOR CONSUMERS IN THE UNITED STATES

Supplier's Declaration of Conformity — Compliance Information Statement

Device Name: Ring Panic Button

Model Number: 5F55E9

FCC ID: 2AB2Q5F55E9

Responsible Party and Party issuing Supplier's Declaration of Conformity

Ring LLC, 1523 26th St., Santa Monica, CA 90404

www.ring.com

legal@ring.com

This device complies with part 15 of the FCC Rules.

Operation is subject to the following two conditions:

1. This device may not cause harmful interference, and
2. This device must accept any interference received, including interference that may cause undesired operation.

NOTE: This equipment has been tested and found to comply with the limits for a Class B digital device, pursuant to part 15 of the FCC Rules. These limits are designed to provide reasonable protection against harmful interference in a residential installation. This equipment generates, uses and can radiate radio frequency energy and, if not installed and used in accordance with the instructions, may cause harmful interference to radio communications.

However, there is no guarantee that interference will not occur in a particular installation. If this equipment does cause harmful interference to radio or television reception, which can be determined by turning the equipment off and on, the user is encouraged to try to correct the interference by one or more of the following measures:

- Reorient or relocate the receiving antenna.
- Increase the separation between the equipment and receiver.
- Connect the equipment into an outlet on a circuit different from that to which the receiver is connected.

- Consult the dealer or an experienced radio/TV technician for help.

Pursuant to Section 15.21 of the FCC rules, changes or modifications to a Product by the user that are not expressly approved by the party responsible for compliance could void the user's authority to operate the equipment.

The device meets the FCC Radio Frequency Emission Guidelines. Information on the product is on file with the FCC and can be found by inputting such Product's FCC ID (which can be found on the device) into the FCC ID Search form available at fcc.gov/oet/ea/fccid.

Information Regarding Exposure to Radio Frequency Energy

The output power of the radio technology used in the Products is below the radio frequency exposure limits set by the FCC. Nevertheless, it is advised to use this product in such a manner that minimizes the potential for human contact during normal operation. This device should be installed and operated with at least 20 cm between the radiator and your body.

FOR CONSUMERS IN CANADA

Innovation, Science and Economic Development Canada (ISED) Compliance

This device contains licence-exempt transmitter(s)/receiver(s) that comply with Innovation, Science and Economic Development Canada's licence-exempt RSS(s).

Operation is subject to the following two conditions:

1. This device may not cause interference, and
2. This device must accept any interference, including interference that may cause undesired operation of the device.

Information Regarding Exposure to Radio Frequency Energy

This equipment complies with IC RSS-102 RF exposure limits set forth for an uncontrolled environment. This equipment should be installed and operated with a minimum distance of 20 cm between the radiator and your body.

For additional help, visit ring.com/help

Or give us a call

US 1 800 656 1918

Canada 1 855 300 7289

Worldwide +1 310 929 7085

For a list of all our customer support numbers, visit ring.com/callus



For information on our warranty, theft protection, and Ring Protect Plans, visit ring.com/legal

© 2022 Ring LLC or its affiliates.

Ring and all related marks are trademarks of Ring LLC or its affiliates.

XX-XXXXXX-XX





[ring 5F55E9 Alarm Panic Button](#) [pdf] User Guide

5F55E9, 2AB2Q5F55E9, 2AB2Q5F55E9, 5f55e9, 5F55E9 Alarm Panic Button, Alarm Panic Button, Panic Button, Button

References

- [a Amazon Digital Services and Device Support - Amazon Customer Service](#)
- [FCC FCC ID Search | Federal Communications Commission](#)
- [Legal Information, Support & Resources | Ring](#)
- [Terms of Service | Ring](#)
- [Warranty | Ring](#)
- [Ring: Security Systems, Cameras, Alarms, and Smart Home Automation | Ring](#)