



RICOH C2500 Messages on the Control Panel User Manual

[Home](#) » [RICOH](#) » RICOH C2500 Messages on the Control Panel User Manual 

Contents

- 1 RICOH C2500 Messages on the Control Panel
- 2 Safety Information
 - 2.1 Safety Precautions to Be Followed
- 3 Precautions to be followed during use of this machine
- 4 Safety Labels of This Machine
- 5 FCC Rules
- 6 Documents / Resources
 - 6.1 References
- 7 Related Posts

RICOH

RICOH C2500 Messages on the Control Panel



Safety Information

Safety During Operation

In this manual, the following important symbols are used:

WARNING Indicates a potentially hazardous situation which, if instructions are not followed, could result in death or serious injury.

CAUTION Indicates a potentially hazardous situation which, if instructions are not followed, may result in minor or moderate injury or damage to property.

Safety Precautions to Be Followed

WARNING

- Avoid taking the following actions close to or inside this machine because doing so can result in fire or electric shock:
 - Using flammable sprays, solvents, and so on
 - Placing flammable sprays, solvents, and so on
 - Placing containers holding liquids or small metal objects
- Install the machine so that USB cables do not become tangled or caught. If the cables become caught, they could become damaged, resulting in fire or electric shock.
- Wire the USB cables so as to avoid the possibility of catching the leg/foot of a nearby person. Otherwise, a person passing nearby could trip or the machine could fall over, resulting in injury or causing the machine to become damaged.
- Do not place the machine near water, like a spa or pool, or in a position which will allow the splashing or spraying of water onto the display, like in front of an open window where rain water may enter. Fire or electric shock could result from spillage or from objects or substances falling into the machine.
- Keep the machine and attachments out of the reach of children. If the machine is near children, it may cause injury.

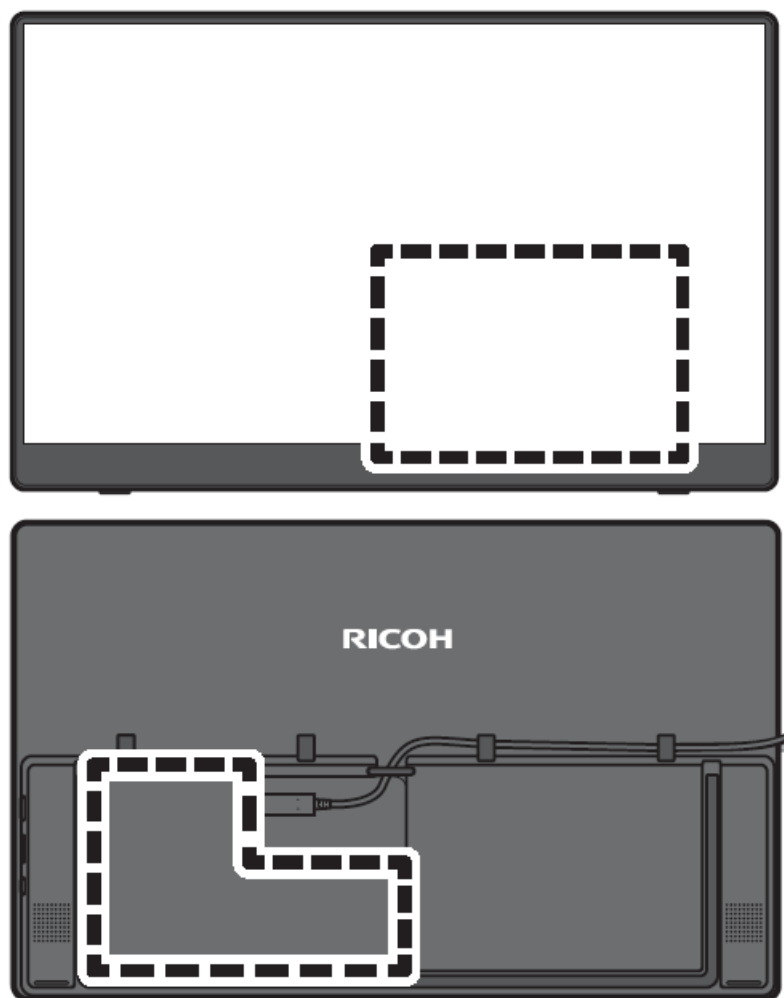
- The following explains the warning messages on the plastic bag used in this product's packaging:
 - Do not leave the polythene materials (bags, etc.) supplied with this machine close to babies and small children. Suffocation can result if polythene materials are brought into contact with the mouth or nose.
- If the machine behaves unusually as follows, turn off the power immediately. After turning off the power, make sure to disconnect the USB cables from the machine, and then contact your sales or service representative and report the problem. Continuously using the USB cables can result in fire or electric shock.
 - The machine is emitting smoke
 - The machine is emitting odors
 - Metal objects or other foreign objects have fallen inside the machine
 - Water or other fluids have fallen inside the machine
- Avoid taking the following actions because doing so can result in fire or electric shock:
 - Using any power supply voltage other than those that match the specifications shown
 - Using multi-socket adaptors
- Avoid allowing the USB cables to sustain the following because such can result in fire or electric shock:
 - Damaging them
 - Bundling them
 - Modifying them
 - Putting heavy objects on them
 - Pulling them forcibly
 - Bending them forcibly
- Do not place the machine into a microwave oven, high-pressure container, or freezer. Otherwise, malfunction or fire could result.

CAUTION

- Do not place the machine in a humid or dusty environment. Doing so can result in fire or electric shock.
- Do not use in places with high temperature or humidity (vehicles, ships, airplanes, etc.). Failure to do so could result in malfunction.
- Do not use the product on an unstable location with a sloping or uneven surface on which the product cannot be maintained in a horizontal position. Otherwise, the product may tip over, resulting in malfunction or injury.
- Do not place heavy objects on the machine. Doing so can cause the machine to fall or topple over, possibly resulting in injury.
- Avoid allowing the machine to sustain the following because such can result in malfunction or injury:
 - Impact on the machine
 - Pressing hard on the screen
 - Pressing on the machine with a pointed object
 - Tapping the machine with a hard object
- Do not install the machine in a location where it will be exposed to warm air or exhaust air from other equipment. Failure to do so could result in malfunction.
- Avoid placing the display in direct sun or in a location where direct sun or spot lighting will shine onto the OELD panel, as the heat may damage the panel and the external casing of the display and the bright light will make it difficult to view the screen.
- When performing maintenance on the machine, disconnect the USB cables from the machine, for safety.

Precautions to be followed during use of this machine

CAUTION



Y317IX0028

- During use, do not keep touching the portion indicated within the dotted lines. Doing so will cause low-temperature burn.
- If you are directly holding the machine during use, be careful not to touch the portion indicated within the dotted lines.

Battery safety notice (only for the model supporting wireless LAN connection)

WARNING

- Do not remove or replace the built-in battery in the machine.
- Batteries are consumable. If the battery does not recover its functions, such as if exhibiting an extremely short usage time, even after recharging, the battery is at the end of its service life, and use should be discontinued. Use of the battery in such a condition could result in leakage or fire. The life of the battery varies depending on the conditions of use and other factors.
- Do not use a battery that has exceeded its service life or that is swollen. Use result in leakage or fire.
- Keep the machine away from fire and hot objects. Otherwise, malfunction or fire could result.

CAUTION

- Do not charge the battery in any way other than specified. Doing so could cause fire or malfunction.
- Liquid leaking from the machine's battery could cause burns if the leakage
- Do not charge the battery in any way other than specified. Doing so could cause fire or malfunction.
- Contact your sales representative when disposing of the machine.

Handling the machine's interior

WARNING

- Do not remove any covers or screws other than those explicitly mentioned in this manual. There are high voltage components inside the machine, which can cause electric shock.
- Do not disassemble or modify this machine. Doing so can result in fire and electric shock.



Safety Labels of This Machine

Symbols for the Power Switch

The meaning of the symbol for the switch on this machine is as follows: Power button

Safety Symbols for This Machine

The meanings of the safety symbols for this machine are as follows:

	Caution
	Caution regarding low-temperature burns Do not make prolonged contact.

Notes to USA Users of FCC Requirements (For the model that does not support wireless LAN connection)

FCC Rules

Note: This equipment has been tested and found to comply with the limits for a Class B digital device, pursuant to Part 15 of the FCC Rules. These limits are designed to provide reasonable protection against harmful interference in a residential installation. This equipment generates, uses and can radiate radio frequency energy and, if not installed and used in accordance with the instructions, may cause harmful interference to radio communications. However, there is no guarantee that interference will not occur in a particular installation. If this equipment does cause harmful interference to radio or television reception, which can be determined by turning the equipment off and on, the user is encouraged to try to correct the interference by one or more of the following measures:

- Reorient or relocate the receiving antenna.
- Increase the separation between the equipment and receiver.
- Connect the equipment into an outlet on a circuit different from that to which the receiver is connected.
- Consult the dealer or an experienced radio /TV technician for help.

Caution: Changes or modifications not expressly approved by the party responsible for compliance could void the user's authority to operate the equipment.

Data transmission is always initiated by software, which is then passed down through the MAC, through the digital and analog baseband, and finally to the RF chip. Several special packets are initiated by the MAC. These are the only ways the digital baseband portion will turn on the RF transmitter, which it then turns off at the end of the packet. Therefore, the transmitter will be on only while one of the aforementioned packets is being transmitted. In other words, this device automatically discontinues transmission in case of either absence of information to transmit or operational failure.

This equipment complies with FCC RF radiation exposure limits set forth for an uncontrolled environment. This device was evaluated for portable device operations with the device contacted directly to the human body. To maintain compliance with FCC RF exposure compliance requirements, avoid direct contact to the transmitting antenna during transmitting.

Supplier's Declaration of Conformity

This device complies with Part 15 of the FCC Rules. Operation is subject to the following two conditions:

- (1) This device may not cause harmful interference, and
- (2) this device must accept any interference received, including interference that may cause undesired operation.

Responsible Party: PFU America, Inc.

Address: 350 Cobalt Way, Sunnyvale, California, 94085, USA

Phone Number: (408) 992-2900

Product Name: Monitor

Model Number: RICOH Light Monitor 150

Using the shield cable

Properly shielded and grounded cables and connectors must be used for connections to a host computer (and/or peripheral) in order to meet FCC emission limits.

Installing the Ferrite Core

An AC adapter with a ferrite core must be used for RF interference suppression.

ENERGY STAR Program

This product qualifies for ENERGY STAR® in the factory default setting.

Changing the factory default settings or enabling other features may increase power consumption that could exceed the limits necessary to qualify for ENERGY STAR®.

Refer to ENERGYSTAR.gov for more information on the ENERGY STAR® program.

Documents / Resources








[RICOH C2500 Messages on the Control Panel \[pdf\] User Manual](#)

WLEIG01, BBP-WLEIG01, BBPWLEIG01, C2500, Messages on the Control Panel, Control Panel, Messages Panel

References

- [Call2Recycle | United States](#)

-  [ENERGY STAR | The simple choice for energy efficiency.](#)
-  [Products & Services | Global | Ricoh](#)
-  dtsc.ca.gov/hazardouswaste/perchlorate
-  [Info-tri | Ministères Écologie Énergie Territoires](#)
-  call2recycle.org/

Manuals+.