



Richmat HJH82B Ble Smart Home Remote Control User Manual

[Home](#) » [Richmat](#) » Richmat HJH82B Ble Smart Home Remote Control User Manual

Contents

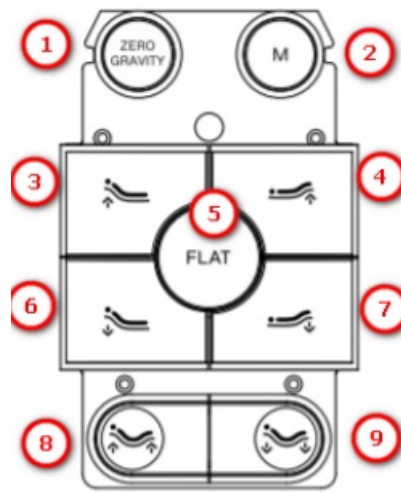
- 1 Richmat HJH82B Ble Smart Home Remote Control
- 2 Remote control button map
- 3 System configuration diagram
- 4 Remote control function description
- 5 FCC
- 6 Documents / Resources
- 7 Related Posts



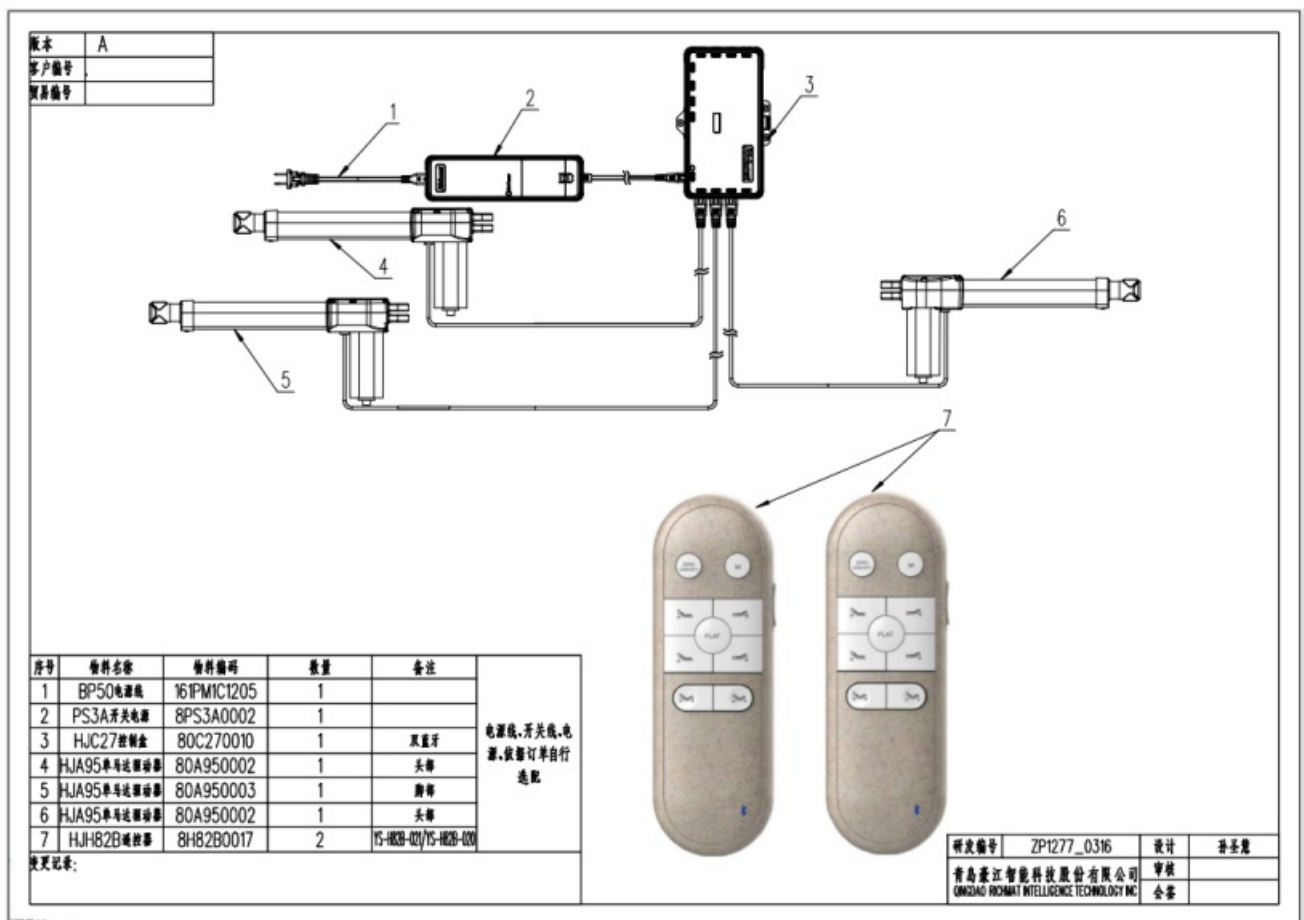
Richmat HJH82B Ble Smart Home Remote Control



Remote control button map



System configuration diagram



Remote control function description

Button label	Features
1	Short press and release to run to ZG position (with initial value). Multiplexing function: FLA+ZG, the backlight flashes, the buzzer sounds, and the current motor position is recorded to the ZG position. (Power-off clear).
2	Short press and release to run to the M position (no initial value). Multiplexing function: FLAT+M, the backlight flashes, the buzzer sounds, and the current motor position is recorded to the M position. (Power off does not clear).
3	Back up, release to stop
4	Feet rise, release to stop
5	One key reset, all motors reset to the end
6	Back down, release to stop
7	Feet down, release to stop
8	Back and feet rise at the same time, release to stop
9	Back and feet descend at the same time, release to stop
Coding method:	
1. The back of the remote control is raised + the foot is raised (3, 4) + the buzzer of the control box pairing key will sound, indicating that the pairing is successful.	

Precautions:

To protect the reliability and safety of the motor and control box, do not switch the buttons frequently.

FCC

Caution:

This device complies with Part 15 of the FCC Rules. Operation is subject to the following two conditions:


1. this device may not cause harmful interference, and
2. this device must accept any interference received, including interference that may cause undesired operation.

Changes or modifications not expressly approved by the party responsible for compliance could void the user's authority to operate the equipment.

This equipment has been tested and found to comply with the limits for a Class B digital device, pursuant to part 15 of the FCC Rules. These limits are designed to provide reasonable protection against harmful interference in a residential installation. This equipment generates uses and can radiate radio frequency energy and, if not installed and used in accordance with the instructions, may cause harmful interference to radio communications. However, there is no guarantee that interference will not occur in a particular installation. If this equipment does cause harmful interference to radio or television reception, which can be determined by turning the equipment off and on, the user is encouraged to try to correct the interference by one or more of the following measures:

- Reorient or relocate the receiving antenna.
- Increase the separation between the equipment and receiver.
- Connect the equipment into an outlet on a circuit different from that to which the receiver is connected.
- Consult the dealer or an experienced radio/TV technician for help.

Documents / Resources

 Product function manual <small>Smart home HJH82B BLE</small>	Richmat HJH82B Ble Smart Home Remote Control [pdf] User Manual HJ8258, 2AJJGHJ8258, HJH82B Ble Smart Home Remote Control, HJH82B, Ble Smart Home Remote Control, Remote Control, Control
--	---