



RGB Headphone Controller Stand with HUB User Guide

[Home](#) » [RGB](#) » RGB Headphone Controller Stand with HUB User Guide 

Contents

- [1 RGB Headphone Controller Stand with HUB](#)
- [2 Multi-functional game stand](#)
- [3 Product Functions](#)
- [4 Documents / Resources](#)
 - [4.1 References](#)
- [5 Related Posts](#)


RGB Headphone

RGB Headphone Controller Stand with HUB

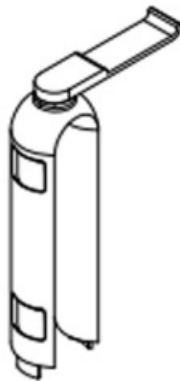


Multi-functional game stand

Package Contents



6 Pcs Holders



Upper Part



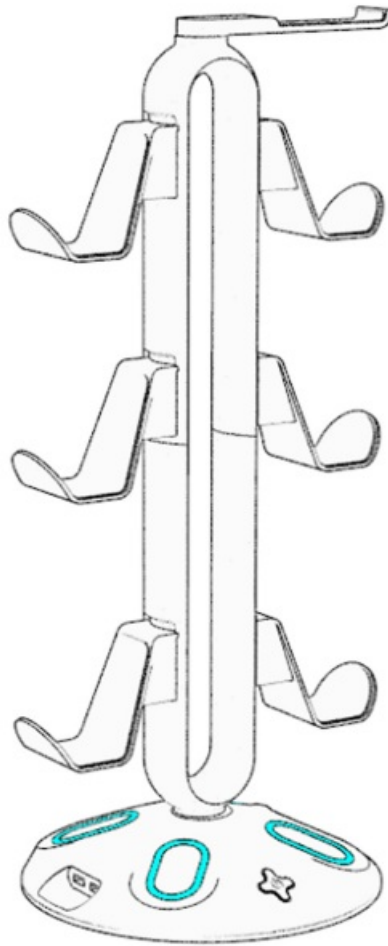
Lower Part



Hub Base

Product Functions

1. Fast and easy assembly.
2. Long press switch for 3 seconds to turn RGB lights on.
3. Three RGB modes with 9 light effects.
4. Two USB ports, one 3.5mm Jack and one Type-c port for using. Free driver to read data.
5. Long press switch for 3 seconds to turn RGB lights off.



Documents / Resources

<p>Multi-functional game stand</p> <p>Package Contents</p> <ul style="list-style-type: none">1 x Hub1 x Stand1 x Headphone1 x Controller <p>Product Functions</p> <ol style="list-style-type: none">1. Hub and stand assembly2. Connecting stand to the 3.5mm audio jack3. Headphone assembly with Hub4. Headphone assembly with Hub5. Headphone assembly with Hub6. Headphone assembly with Hub7. Headphone assembly with Hub8. Headphone assembly with Hub9. Headphone assembly with Hub10. Headphone assembly with Hub	<p>RGB Headphone Controller Stand with HUB [pdf] User Guide</p> <p>Headphone Controller Stand with HUB, Headphone, Controller Stand with HUB, Stand with HUB</p>
--	--

References

- [User Manual](#)