



## RfLink WIWI5GOUKI Device User Manual

[Home](#) » [RfLink](#) » RfLink WIWI5GOUKI Device User Manual 



### WIWI5GOUKI Operation Manual

**Product Name:** WIWI5GOUKI  
**Trade name:** NICT  
**Model name:** RM-92NCT  
**Manufacturer:** RFLink Corp.

#### Contents

- [1 Product description](#)
- [2 Appearance](#)
- [3 Connection](#)
- [4 Method of operation](#)
- [5 Specification](#)
- [6 Documents / Resources](#)
- [7 Related Posts](#)

### Product description

This product provides synchronized signals when used in pair. Units are synchronized through 920MHz radio signal and outputs 10MHz and 1pps (pulse per second) signal.





Figure 1 overview of purpose description

### Appearance



### Connection



Connect the antenna and USB power (5V) to the Unit

## Method of operation

Units have their own ID. Master has a unique ID for Slave to synchronize timing. After power on, red LED and green LED are flashing. The LED\_1 and the LED\_2 are flashing at the same time. If Master and Slave communication established, LED\_2 will flash very fast and you can see almost always lighting.

### 1. How to reset

#### 1.1 Slave module reset

1.1.1 Press the “Reset” button on the Slave module.

#### 1.2 Reset Master module

1.2.1 Press “Reset” button on the Master module.

## Specification

Parameter	Specification
Channel Frequency	922.6MHz-927.6MHz ( 200kHz step )
Modulation method	Frequency shift Keying(FSK)
Transmission bit rate	200kbps, 300kbps
Output power (impedance)	20 mW (50 Q)
Antenna	Monopole (Max gain 3dBi)
Supply Power	5V

## About UART-USB connection


The UART-USB connection is only used for troubleshooting and user does not need to use the connection.

FCC CAUTION

**Note:** This equipment has been tested and found to comply with the limits for a Class A digital device, pursuant to part 15 of the FCC Rules. These limits are designed to provide reasonable protection against harmful interference when the equipment is operated in a commercial environment. This equipment generates, uses, and can radiate radio frequency energy and, if not installed and used in accordance with the instruction manual, may cause harmful interference to radio communications. Operation of this equipment in a residential area is likely to cause harmful interference in which case the user will be required to correct the interference at his own expense. This equipment complies with FCC radiation exposure limits set forth for an uncontrolled environment and meets the FCC radio frequency (RF) Exposure Guidelines. This equipment has very low levels of RF energy that is deemed to comply without maximum permissive exposure evaluation (MPE). This equipment should be installed and operated with minimum distance 20cm between the radiator & your body.

(EOD)

Documents / Resources

	<p><a href="#">Rflink WIWI5GOUKI Device</a> [pdf] User Manual RM-0001, RM0001, 2AXXKRM-0001, 2AXXKRM0001, WIWI5GOUKI Device, Device</p>
--	---