



REXING S1 Dash Camera User Guide

[Home](#) » [Rexing](#) » REXING S1 Dash Camera User Guide 



Contents

1 REXING S1 Dash Camera User Guide

2 Warning

3 RF Exposure Statement

4 Safety Information

5 Documents / Resources

5.1 References

6 Related Posts

REXING S1 Dash Camera User Guide



www.rexingusa.com

Warning

This device complies with Part 15 of the FCC Rules. Operation is subject to the following two conditions: (1) this device may not cause harmful interference, and (2) this device must accept any interference received, including interference that may cause undesired operation. Changes or modifications not expressly approved by the party responsible for compliance could void the user's authority to operate the equipment.

NOTE:

This equipment has been tested and found to comply with the limits for a Class B digital device, pursuant to Part 15 of the FCC Rules. These limits are designed to provide reasonable protection against harmful interference in a residential installation. This equipment generates uses and can radiate radio frequency energy and, if not installed and used in accordance with the instructions, may cause harmful interference to radio communications.

However, there is no guarantee that interference will not occur in a particular installation. If this equipment does cause harmful interference to radio or television reception, which can be determined by turning the equipment off and on, the user is encouraged to try to correct the interference by one or more of the following measures:

- Reorient or relocate the receiving antenna.
- Increase the separation between the equipment and receiver.
- Connect the equipment into an outlet on a circuit different from that to which the receiver is connected.
- Consult the dealer or an experienced radio/TV technician for help.

NOTE:

This device and its antenna(s) must not be co-located or operation in conjunction with any other antenna or transmitter.

RF Exposure Statement

To maintain compliance with FCC's RF Exposure guidelines, This equipment should be installed and operated

with minimum distance of 20cm the radiator your body. This device and its antenna(s) must not be co-located or operation in conjunction with any other antenna or transmitter.

Safety Information

To prevent injury to yourself or others and damage to your device, read all safety information before using.



Warning

- Failure to comply with safety warnings and regulations can result in serious injury or death.
- Rexing Dash Cam is not intended to be touched, modified, or calibrated while operating a vehicle. Rexing is not responsible for any damages resulting from the user's misuse of the camera.
- Do not use damaged power cords or plugs or loose electrical sockets. Faulty connections can cause electric shock or fire.
- Do not touch the car charger with wet hands or disconnect the charger by pulling the cord.
- Doing so may result in electrocution.
- Do not use a bent or damaged car charger. Doing so may cause electric shock or fire.
- Do not use your device while it is charging or touch your device with wet hands. Doing so may cause electric shock.
- Do not short-circuit the charger or the device. Doing so may cause electric shock or fire.

Use only manufacturer-approved chargers, accessories, and supplies.

- Using generic chargers may shorten the life of your device or cause the device to malfunction. They may also cause fire.
- Use only the manufacturer-approved charger specifically designed for your device. Using an incompatible charger can cause serious personal injury or damage to your device.
- Rexing cannot be responsible for the user's safety when using accessories or supplies that are not approved by Rexing.

Do not drop the charger or device or subject them to impact.

Handle and dispose of the charger and device with care.

- Never crush or puncture the device.
- Never dispose of the device in a fire.
- Never place the device in or on heating devices, such as microwave ovens, stoves, or radiators. The device may explode if overheated. Follow all local regulations when disposing of a used device.
- Avoid exposing the device to high external pressure which can lead to an internal short circuit and overheating.

Protect the device and charger from damage.

- Avoid exposing your device to excessive cold or heat. Extreme temperatures can damage the device and

reduce the charging capacity and life of your device.

- Do not allow children or animals to bite or chew the device. Doing so can result in fire or explosion, and small parts can be a choking hazard. If children use the device, make sure they use the device properly.



- Failure to comply with safety precautions and regulations can result in property damage, serious injury or death.
- Do not use your device near other electronic devices. Most electronic devices use radio frequency signals. Your device may interfere with other nearby electronic devices.
- Do not use your device near other devices that emit radio signals, such as sound systems or radio towers. Radio signals from these may cause your device to malfunction.
- Do not expose the device to heavy smoke or fumes. Doing so may damage the outside of the device or cause it to malfunction.
- If you notice strange smells or sounds coming from your device, or if you see smoke or liquid leaking from the device, stop using the device immediately and take it to a Rexing Service Center. Failure to do so may result in fire or explosion.
- For your own safety, do not operate the controls of this product while driving. The window mount is needed when using the recorder in a car. Make sure you place the device in a location where it won't obstruct the driver's view.
- Always keep the camera lens clean, and ensure that the lens is not blocked by any object or placed near any reflective material. If the car's windshield is tinted with a dark coating, recording quality may be affected.
- Do not store your device in excessively hot, cold, damp, or dry locations. Doing so may cause the screen to malfunction or result in damage to the device.
- If your device becomes overheated, allow it to cool down before use. Prolonged exposure of skin to an overheated device may cause low-temperature burn symptoms, such as red spots or areas of darker pigmentation.
- Install mobile devices and equipment with caution.
- Ensure that any mobile devices or related equipment installed in your vehicle are securely mounted. Avoid placing your device and accessories in or near an airbag deployment area. Improperly installed wired equipment can cause serious injury in a situation where airbags inflate rapidly.
- Do not drop your device or subject your device to impact. If the device is bent, deformed or damaged, malfunction may occur.
- Your device may wear out over time. Some parts and repairs are covered by the warranty within the validity period, but damage or deterioration related to the use of unapproved accessories is not.
- Do not attempt to disassemble, repair, or modify your device.
- Any changes or modifications to your device can void your manufacturer's warranty.
- Clean your device and charger by wiping with a towel or eraser. Do not use chemicals or detergents.
- Do not distribute copyright-protected material. Doing so without the permission of the content owners may violate copyright laws. The manufacturer is not responsible or liable for any legal issues that result from the user's illegal use of copyrighted material.

Correct Disposal of This Product

(Applicable in countries with separate waste collection systems)



Waste Electrical & Electronic Equipment

This symbol, found on the device, accessories or accompanying literature, indicates that the product and its electronic accessories (e.g. charger, headset, USB cable) should not be disposed of with other household waste.

To prevent possible harm to the environment or human health from uncontrolled waste disposal, please separate these items from other types of waste and recycle them responsibly to promote the sustainable reuse of material resources.

Household users should contact either the retailer where they purchased this product or their local government office for information on where and how they can take these items for environmentally safe recycling.

Business users should contact their supplier and check the terms and conditions of the purchase contract. This product and its electronic accessories should not be mixed with other

Disclaimer

Some content and services accessible through this device belong to third parties and are protected by copyright, patent, trademark and/or other intellectual property laws. Such content and services are provided solely for your personal noncommercial use.

You may not use any content or services in a manner that has not been authorized by the content owner or service provider. Without limiting the foregoing, unless expressly authorized by the applicable content owner or service provider, you may not modify, copy, republish, upload, post, transmit, translate, sell, create derivative works, exploit, or distribute in any manner or medium any content or services displayed through this device.



“THIRD PARTY CONTENT AND SERVICES ARE PROVIDED “AS IS.” REXING DOES NOT WARRANT CONTENT OR SERVICES SO PROVIDED, EITHER EXPRESSLY OR IMPLIED, FOR ANY PURPOSE. REXING EXPRESSLY DISCLAIMS ANY IMPLIED WARRANTIES, INCLUDING BUT NOT LIMITED TO, WARRANTIES OF MERCHANTABILITY OR FITNESS FOR A PARTICULAR PURPOSE. REXING DOES NOT GUARANTEE THE ACCURACY, VALIDITY, TIMELINESS, LEGALITY, OR COMPLETENESS OF ANY CONTENT OR SERVICE MADE AVAILABLE THROUGH THIS DEVICE AND UNDER NO CIRCUMSTANCES, INCLUDING NEGLIGENCE, SHALL REXING BE LIABLE, WHETHER IN CONTRACT OR TORT, FOR ANY DIRECT, INDIRECT, INCIDENTAL, SPECIAL OR CONSEQUENTIAL DAMAGES, ATTORNEY FEES, EXPENSES, OR ANY OTHER DAMAGES ARISING OUT OF, OR IN CONNECTION WITH, ANY INFORMATION CONTAINED IN OR AS A RESULT OF THE USE OF ANY CONTENT OR SERVICE BY YOU OR ANY THIRD PARTY, EVEN IF ADVISED OF THE POSSIBILITY OF SUCH DAMAGES.”

Third party services may be terminated or interrupted at any time, and Rexing makes no representation or warranty that any content or service will remain available for any period of time. Content and services are transmitted by third parties by means of networks and transmission facilities over which Rexing has no control. Without limiting the generality of this disclaimer, Rexing expressly disclaims any responsibility or liability for any interruption or suspension of any content or service made available through this device.






Rexing is neither responsible nor liable for customer service related to the content and services. Any question or request for service relating to the content or services should be made directly to the respective content and service providers.

Read More About This Manual & Download PDF:

Documents / Resources

	<p>REXING S1 Dash Camera [pdf] User Guide S1, 2AW5WS1, S1 Dash Camera, Dash Camera, Camera</p>
	<p>REXING S1 Dash Camera [pdf] User Guide S1, Dash Camera, S1 Dash Camera</p>

References

-  [Rexing USA | Your Roadside Eyewitness](#)
-  [Yuhe Sun \(@rexingdashcam\) • Instagram photos and videos](#)
-  [Product Support | Rexing USA](#)
-  [Rexing USA](#)
-  [Rexing USA](#)