


REVOX
Botanic
Originalgetreue
Studio



REVOX Botanic Originalgetreue Studio Installation Guide


[Home](#) » [REVOX](#) » REVOX Botanic Originalgetreue Studio Installation Guide 

Contents

- [1 REVOX Botanic Originalgetreue Studio](#)
- [2 Product Information](#)
- [3 Important Information](#)
- [4 VARIANTS](#)
- [5 WIRING DIAGRAM](#)
- [6 DIMENSIONS](#)
- [7 Contact Information](#)
- [8 Documents / Resources](#)
 - [8.1 References](#)
- [9 Related Posts](#)

REVOX

REVOX Botanic Originalgetreue Studio



Specifications:

- **Botanic Floor Plate 70:** 67 x 67 x 18 cm – Order no. 108465720
- **Botanic Floor Plate 50:** 47 x 47 x 18 cm – Order no. 108465520

Product Information

The Revox Botanic plant pots are designed for both outdoor and indoor use. They come in variants with different sizes and active sound surfaces. The indoor version includes a lacquered base plate made of water-resistant wood with a practical speaker cable guide for neat cable management.

- **Outdoor Use:**

To ensure safe operation outdoors, create sufficient drainage openings or surfaces in the ground for water to drain away and prevent waterlogging. The fiberglass floor can be machined with standard metal drills.

- **Indoor Use:**

For indoor use, utilize the provided lacquered base plate made of water-resistant wood with a speaker cable guide for tidy cable placement.

- **Installation Instructions:**

Follow the wiring diagram for bundling INV HEX transducers in a watertight distribution box for stereo connection. Cable lengths and clamps should be used according to the assembly instructions provided.

- **Dimensions:**

- **Botanic 50:** W x D x H 50 x 50 x 50 cm
- **Botanic 70:** W x D x H 70 x 70 x 70 cm

FAQ:

- **Q: Can the Botanic plant pots be used in both indoor and outdoor environments?**

A: Yes, the Botanic plant pots are designed for both indoor and outdoor use. For outdoor use, ensure proper drainage to prevent waterlogging.

- **Q: How many variants of the Botanic plant pots are available?**

A: There are four different versions of the Botanic plant pots available, varying in size and active sound surface.

Important Information

The Botanic plant pots are designed for both outdoor and indoor use.

- **OUTDOOR**

To ensure safe operation, a sufficient number of drainage openings or surfaces must be created in the ground in outdoor areas so that (rain) water can drain away and waterlogging cannot occur. The fibreglass floor can be machined with standard metal drills.

- **INDOOR**

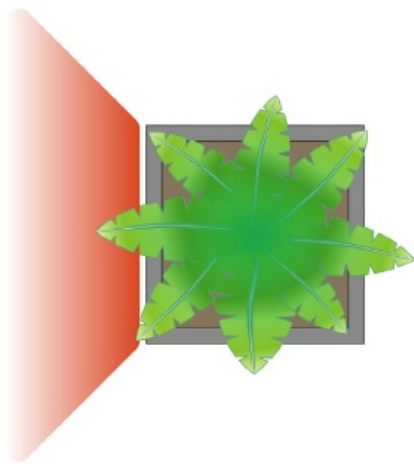
For indoor use, Revox offers a lacquered base plate made of water-resistant wood (RAL7016 anthracite). It has a practical speaker cable guide that allows the cable to be laid neatly and out of sight.

	Dimensions (cm)	Order no.
Botanic Floor Plate 70	67 x 67 x 18	108465720
Botanic Floor Plate 50	47 x 47 x 18	108465520

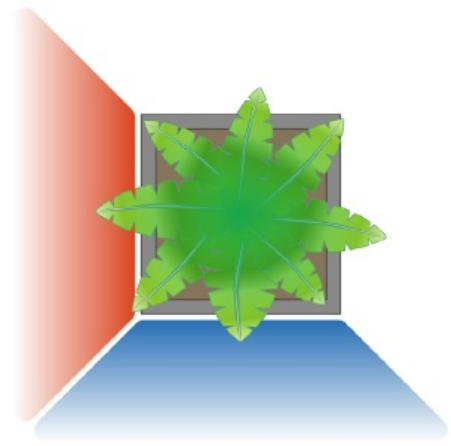
VARIANTS

The Botanic is available in 4 different versions, which differ in size and active sound surface. The illustration below shows the 4 possible variants.

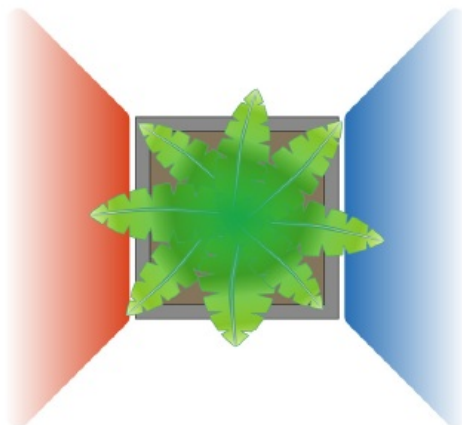
- **[c]** = corner-corner sound reinforcement
- **[o]** = opposite – sound reinforcement opposite




Botanic 50-1



Botanic 50-2c / Botanic 70-2c



Botanic 50-2o / Botanic 70-2o



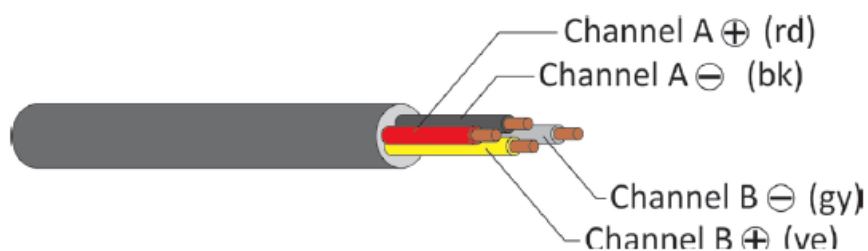
Botanic 70-4

WIRING DIAGRAM

The 1, 2, or 4 INV HEX transducers are bundled internally in a watertight distribution box (IP66) for a stereo connection and routed to the outside via a single 4-core cable in the centre of the floor. In the Botanic 70-4, 2 INV HEX units are assembled to form an opposing unit. The Botanic 50-1 mono loudspeaker only has a 2-core connection cable.

Assembly 2 pcs. /4 pcs. INV HEX (stereo)

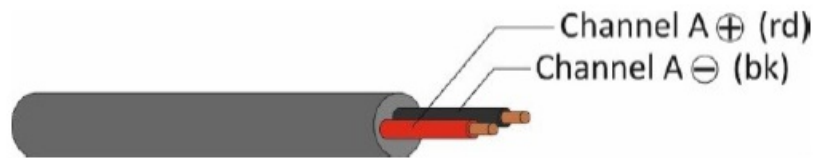
(Botanic 50-2c / 70-2c / 50-2o / 70-2o / 70-4)



- **Cable length:** approx. 2.5 m (from outlet)
- **Cable clamps:** WAGO 221 single terminal block (0.75 – 3.3 mm²)

Assembly 1 pc. INV HEX

(Botanic 50-1)



DIMENSIONS

Botanic 50

W x D x H 50 x 50 x 50 cm

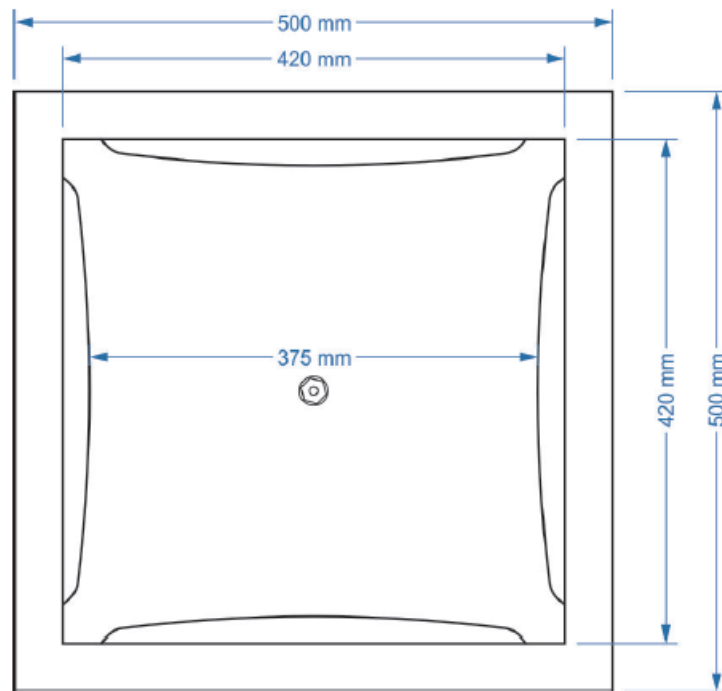


Fig. Botanic 50 Interior view incl. dimensions

Botanic 70

W x D x H 70 x 70 x 70 cm

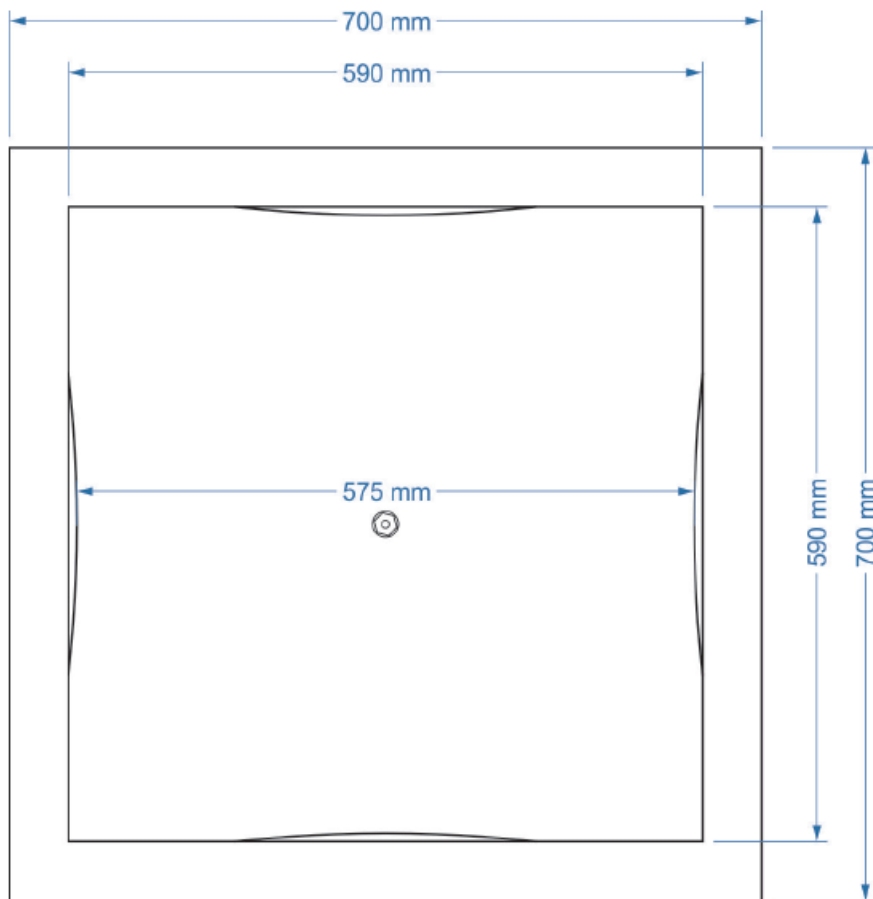


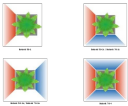
Fig. Botanic 70 Interior view incl. dimensions

Contact Information


- Revox Deutschland GmbH | Am Krebsgraben 15 | D-78048 Villingen-Schwenningen | Tel.: +49 7721 8704 0 | info@revox.de | www.revox.com
- Revox (Schweiz) AG | Eichwatt 5 | CH-8105 Watt-Regensdorf | Tel.: +41 44 871 66 11 | info@revox.ch | www.revox.com
- Revox Handels GmbH | Josef-Pirchl-Straße 38 | AT-6370 Kitzbühel | Tel.: +43 5356 66 299 | info@revox.at | www.revox.com.

© Revox Group | Botanic_Inst_en 08-2024 | Subject to technical changes.

Documents / Resources

	<p>REVOX Botanic Originalgetreue Studio [pdf] Installation Guide 50-1, 50-2c, 50-2o, 70-2c, 70-2o, 70-4, Botanic Originalgetreue Studio, Originalgetreue Studio, Studio</p>
---	---

References

-  [Revox - originalgetreue Studio-Klangqualität erleben](#)
- [User Manual](#)

[Manuals+](#), [Privacy Policy](#)

This website is an independent publication and is neither affiliated with nor endorsed by any of the trademark owners. The "Bluetooth®" word mark and logos are registered trademarks owned by Bluetooth SIG, Inc. The "Wi-Fi®" word mark and logos are registered trademarks owned by the Wi-Fi Alliance. Any use of these marks on this website does not imply any affiliation with or endorsement.