

Reversal SOLUTIONs Auragen All-In-One Light and Sound System User Guide

[Home](#) » [Reversal SOLUTIONs](#) » Reversal SOLUTIONs Auragen All-In-One Light and Sound System User Guide



Contents

- 1 [Reversal SOLUTIONs Auragen All-In-One Light and Sound System User Guide](#)
- 2 [Auragen™ Quick Start Guide](#)
- 3 [THETA \(Light Only\)](#)
- 4 [GAMMA \(Light and Sound\)](#)
- 5 [GAMMA \(Sound Only\)](#)
- 6 [TIPS](#)
- 7 [Read More About This Manual & Download PDF:](#)
- 8 [Documents / Resources](#)
- 9 [Related Posts](#)

Reversal SOLUTIONs Auragen All-In-One Light and Sound System User Guide



Auragen™ Quick Start Guide

1. Select the Mode / Light Program by pressing the Mode button this selects a combination of colored LED lights.

Options: Relief

Primary: Red and Near Infrared Secondary: Blue Turquoise Calm

Primary: Blue Turquoise and NIR

Secondary: Red

Relief Primary: Red and Blue Turquoise

Secondary: Near

Infrared



2. Theta / Gamma Entrainment options by pressing the Flicker button.

To turn off Entrainment / Flickering press the Flicker button until all indication lights are off. Options:

THETA (Light Only)

Transitions the brain into a deeply restful Theta brainwave state.

GAMMA (Light and Sound)

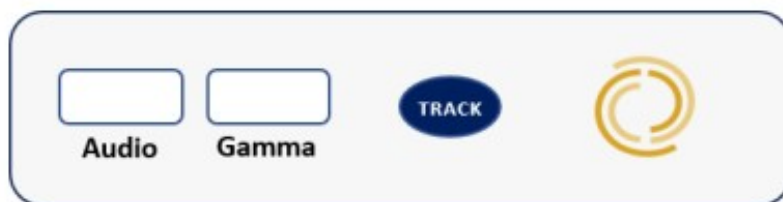
Steady flickering of light at 40Hz synchronized with audio pulsing at 40Hz.

GAMMA (Sound Only)

Lights do not flicker but the audio pulsates at 40Hz.

NO ENTRAINMENT All indication lights are off. No light flicker and no 40Hz audio

3. Select Music by pressing the Track button on right side of controller. 8 music tracks are available. Listen to a 5 second track preview with each press of the button.



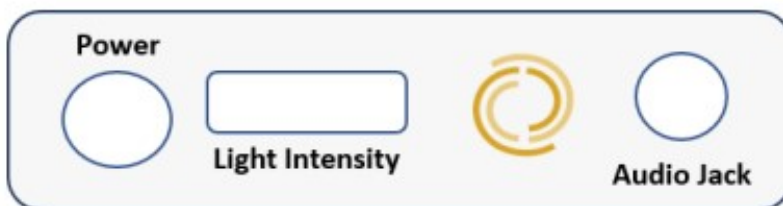
Controller – RIGHT Side

4 Adjust Music Volume to the desired level by turning the Audio dial on the right side of the control box.

5. Press the START button to start the program.

6. Adjust Light Intensity by turning dial on left side of the control box until the desired light intensity is reached.

Note : the brighter the light setting, the greater the benefits.



Controller – LEFT Side

7. If the Gamma Entrainment option was selected wait 10 seconds and adjust the Gamma sound volume to desired level.

8. Position yourself under the unit and close your eyes.

9. Relax, enjoy your session, receive a wonderful treatment and progressive benefits.

TIPS

- Stay Hydrated Your cells will produce more energy
- Avoid using 2 3 hours before bedtime You will feel good, but may have too much energy to sleep
- For insomnia try using Calm first thing in the morning or earlier in the day

Read More About This Manual & Download PDF:

Documents / Resources

Auragen® Quick Start Guide

A. Select the Mode (Light Program)
To provide the **Fluorescent**, **Incandescent**, **LED** light, **Off** or **On** mode, press the **Mode** button on the front panel of the unit.

Mode **Fluorescent** **Incandescent** **LED** **Off** **On**

B. Select the Sound Program
To provide the **Fluorescent**, **Incandescent**, **LED** light, **Off** or **On** mode, press the **Sound** button on the front panel of the unit.

Sound **Fluorescent** **Incandescent** **LED** **Off** **On**

C. Select the Volume
To provide the **Fluorescent**, **Incandescent**, **LED** light, **Off** or **On** mode, press the **Volume** button on the front panel of the unit.

Volume **Fluorescent** **Incandescent** **LED** **Off** **On**

D. Select the Mode (Light Program)
To provide the **Fluorescent**, **Incandescent**, **LED** light, **Off** or **On** mode, press the **Mode** button on the front panel of the unit.


Mode **Fluorescent** **Incandescent** **LED** **Off** **On**

E. Select the Sound Program
To provide the **Fluorescent**, **Incandescent**, **LED** light, **Off** or **On** mode, press the **Sound** button on the front panel of the unit.

Sound **Fluorescent** **Incandescent** **LED** **Off** **On**

F. Select the Volume
To provide the **Fluorescent**, **Incandescent**, **LED** light, **Off** or **On** mode, press the **Volume** button on the front panel of the unit.

Volume **Fluorescent** **Incandescent** **LED** **Off** **On**



Reversal SOLUTIONs Auragen All-In-One Light and Sound System [pdf] User Guide

Auragen, All-In-One Light and Sound System, Auragen All-In-One Light and Sound System