

**REVAMP®
DEEPPFORM
2 in 1 Dry
and Style**



REVAMP DEEPPFORM 2 in 1 Dry and Style User Guide

[Home](#) » [REVAMP](#) » REVAMP DEEPPFORM 2 in 1 Dry and Style User Guide 

Contents

- [1 REVAMP DEEPPFORM 2 in 1 Dry and Style](#)
- [2 Product Usage Instructions](#)
- [3 FEATURE](#)
- [4 DEEPPFORM 2-IN-1 DRY & STYLE](#)
- [5 INSTRUCTIONS FOR USE](#)
- [6 CLEANING & MAINTENANCE](#)
- [7 IMPORTANT SAFEGUARDS](#)
- [8 3 YEAR GUARANTEE](#)
- [9 Frequently Asked Questions](#)
- [10 Documents / Resources](#)
 - [10.1 References](#)

REVAMP®

REVAMP DEEPPFORM 2 in 1 Dry and Style



Product Specifications

- **Product Name:** DEEPFORM 2-in-1 DRY & STYLE
- **Type:** Professional Air Styler and Hot Brush
- **Power Supply:** 220-240V mains
- **Features:**
 1. Heated ceramic plate and hot ceramic bristles
 2. Black silicone cool bristles
 3. Extra long outer black cool bristles
 4. Kind hydrating dual ionic jets
 5. Digital settings display – blue/purple/red LED lights
 6. On/off & temperature/speed control button

Product Usage Instructions

Power Supply & Initial Setup

Plug the product into a 220-240V mains power supply before use.

Temperature/Speed Settings

Use the on/off & temperature/speed control button to adjust settings. The purple LED light setting indicates fast speed & high heat airflow + hot brush kind heat setting, suitable for detangling, drying, smoothing, and straightening hair.

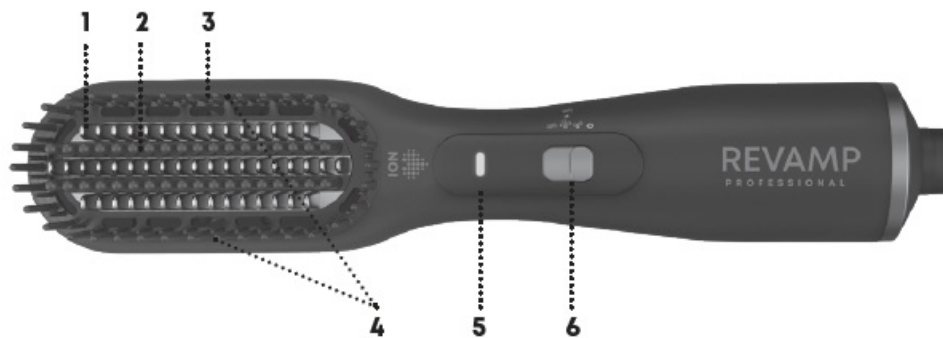
Safety Precautions

Exercise caution to keep the product away from the scalp and skin to avoid burns while styling.

Cleaning & Maintenance

Follow cleaning instructions to maintain product performance and longevity.

FEATURE



1. Heated ceramic plate and hot ceramic bristles
2. Black silicone cool bristles
3. Extra long outer black cool bristles
4. Kind hydrating dual ionic jets
5. Digital settings display – blue/purple/red LED lights
6. On/off & temperature/speed control button

DEEFORM 2-IN-1 DRY & STYLE

Hot air styler combining both hot air with heated styling bristles:

- Style from wet – Straighten and dry hair at once
- Refresh from dry – Touch-up or refresh your style

The Deepform 2-in-1 DRY & STYLE combines ceramic heated plate and hot bristles with extra-long cool bristles allowing deeper detangling to style larger sections at one time with less damage. Offering maximum control while styling, either use:

- the gentle speed & kind heat airflow setting to detangle, dry, smooth & style,
- the fast speed & high heat airflow + hot brush kind heat setting (160°C) to detangle, dry, smooth & straighten,
- the hot brush high heat setting (210°C) with airflow switched off – to detangle, style, smooth & straighten.

The kind to hair hydrating dual ionic jets are automatically activated when the brush is switched on, helping to remove frizz for salon-worthy results.





PROGLOSS™ SUPER SMOOTH OILS

Every product in the Revamp haircare range is infused with PROGLOSS™ SUPER SMOOTH OILS – enriched with Argan, Keratin and Coconut for ultimate smoothness and shine.

INSTRUCTIONS FOR USE

Plug the product into a 220-240V mains power supply.

1. Gentle speed & kind heat airflow setting (blue LED light setting)
 - Wash and condition your hair as normal.
 - Squeeze out excess moisture with a towel.
 - Apply heat protection spray if required.

- Turn on the product by sliding up the temperature/speed control button situated in the middle of the handle and indicating the  setting. The product light is blue coloured indicating the “gentle speed & kind heat airflow” setting used for detangling, drying, smoothing and styling the hair.
2. Fast speed & high heat airflow + hot brush kind heat setting (purple LED light setting)
- Wash and condition your hair as normal.
 - Squeeze out excess moisture with a towel.
 - Apply heat protection spray if required.
 - Turn on the product by sliding up the temperature/speed control button situated in the middle of the handle and indicating the  setting. The product light is purple coloured indicating the “the fast speed & high heat airflow + hot brush kind heat” setting used for detangling, drying, smoothing and straightening the hair.
3. Hot brush high heat setting (210°C) – airflow not active (red LED light setting)
- Before use, ensure the hair is clean, dry and tangle-free.
 - For extra protection, apply a heat protection spray.
 - Clip up your hair ready for styling.
 - Turn on the product by sliding up the temperature/speed control button situated in the middle of the handle and indicating the  setting. The product light is red coloured indicating the “the hot brush high heat setting (210°C) with no airflow” setting used for detangling, styling, smoothing and straightening the hair. Please wait for about 1 minute until the product is ready to use.
 - Style the hair strand from top to bottom to get the best results.
 - Run the brush through your hair as you would with a traditional brush, starting from the roots and moving towards the ends in a single movement:–
In a linear manner for poker straight results –
With the heated bristle plate and bristles facing towards you or outwards according to the movement wanted.
 - To turn the product off, simply slide down the temperature/speed control button to the  setting.
 - After use, unplug the product and allow to cool before storing away.

Follow us on revamphair.com for the latest hair tips and advice.

Please note:


- This is a high performance product, avoid frequent use to prevent hair damage.
- Regular use of styling products may deteriorate the coating.
- Do not scratch the surface of the product as this will deteriorate the effectiveness of the coating.
- While heating, during use and cooling, place on a flat, smooth, heat-resistant surface. Only hold unit at the end of the handle.
- The product reaches a very high temperature during operation, please style with caution when using. Make sure to keep away from the scalp and skin to avoid burns.

CLEANING & MAINTENANCE

- Switch the appliance off, unplug from the mains and allow to cool fully before cleaning.

- Wipe over all surfaces using a soft damp cloth. Do not use harsh abrasives or cleaners.
- When the heated brush is completely cool remove any loose hairs from the bristles after every use and make sure there is no product build up on the ceramic barrel or bristles.
- Do not immerse the appliance in water or any other liquid.
- Ensure all parts are dried thoroughly with a soft towel before reusing.
- To prevent cord damage, do not wrap the cord around the appliance, always store the cord loosely next to the appliance.
- Store in a cool dry place.

IMPORTANT SAFEGUARDS

- This appliance can be used by children aged from 16 years and above. Persons with reduced physical, sensory or mental capabilities should not use this product. Persons with lack of experience and knowledge can use the product if they have been supervised/instructed and understand the hazards involved. Children shall not play with the appliance. Cleaning and user maintenance shall not be done by children unless they are older than 16 and supervised. Keep the appliance and cable out of reach of children under 16 years.
- **WARNING:** for additional protection the installation of a residual current device (RCD) with a rated residual operating current not exceeding 30mA is advisable. Ask an electrician for advice.
- Always ensure the voltage to be used corresponds to the voltage stated on the unit before plugging the appliance into the mains socket.
- THIS APPLIANCE SHOULD BE UNPLUGGED FROM THE MAIN SUPPLY WHEN NOT IN USE.
-  **WARNING:** This appliance must not be taken into a bathroom. It should not be used near bath-tubs, basins or any other vessels containing water.
- This appliance must not be used outdoors.
- Avoid allowing any part of the appliance to come into contact with the face, neck or scalp.
- Do not use the appliance while drowsy or sleeping.
- Do not leave the appliance unattended while plugged in.
- Do not set the appliance down while still on.
- Do not operate with wet hands.
- Do not place the appliance on any soft furnishings or materials e.g. carpet, bedding, towels, rugs etc.
- Do not operate where aerosol (spray) products are being used or where oxygen is being administered.
- Do not use any extension cord with this appliance.
- Do not let the cord hang over the edge of a table or counter or let it come into contact with any hot surfaces.
- Do not carry the appliance by the power cord.
- Do not wrap the cord around the unit. Check the cord regularly for any sign of damage.
- If the power cord becomes damaged, discontinue use immediately and return the appliance to your nearest authorised service dealer for repair or replacement in order to avoid a hazard.
- Do not use the appliance if it is damaged or malfunctions.
- Do not use attachments other than those supplied with this product.
- Do not take the appliance apart. There are no serviceable parts inside.
- Let the appliance cool down before cleaning and storing away.
- The appliance has a heated surface. Persons insensitive to heat must be careful when using the appliance.

3 YEAR GUARANTEE

FKA Brands Ltd guarantees this product from defect in material and workmanship for a period of 3 years from the date of purchase, except as noted below. This FKA Brands Ltd product guarantee does not cover damage caused by misuse or abuse; accident; the attachment of any unauthorised accessory; alteration to the product; or any other conditions whatsoever that are beyond the control of FKA Brands Ltd. This guarantee is effective only if the product is purchased and operated in the UK / EU. A product that requires modification or adaptation to enable it to operate in any country other than the country for which it was designed, manufactured, approved and/or authorised, or repair of products damaged by these modifications is not covered under this guarantee. FKA Brands Ltd shall not be responsible for any type of incidental, consequential or special damages.

To obtain guarantee service on your product, return the product postpaid to your local service centre along with your dated sales receipt (as proof of purchase). Upon receipt, FKA Brands Ltd will repair or replace, as appropriate, your product and return it to you, postpaid. Guarantee is solely through service centre. Service of this product by anyone other than the service centre voids the guarantee. This guarantee does not affect your statutory rights.

For your local service centre, go to www.revamphair.com/servicecentres

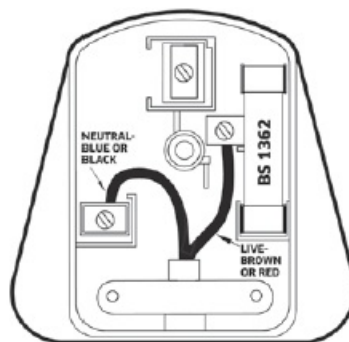
WEEE explanation



This marking indicates that this product should not be disposed with other household wastes throughout the EU. To prevent possible harm to the environment or human health from uncontrolled waste disposal, recycle it responsibly to promote the sustainable reuse of material resources. To return your used device, please use the return and collection systems or contact the retailer where the product was purchased. They can take this product for environmental safe recycling.

Plug (UK only)

If the plug on this appliance is damaged, it can be replaced with a BS 1363 plug, fitted with a 13A BS 1362 fuse. The recommended fuse for this appliance is 13 amp. Care must be taken when changing the plug. If in doubt, contact a qualified electrician.



SALON BRITISH BRANDS

Revamp is a trademark of Salon British Brands.

Distributed in UK by FKA Brands Limited. Somerhill Business Park, Tonbridge, Kent TN11 0GP, UK

EU Importer: FKA Brands Ltd, 29 Earlsfort Terrace, Dublin D02AY28, Ireland

csupport@revamphair.com

IB-BR2500X-0724-01

Frequently Asked Questions

Q: Can the product be used near water sources?

A: No, the appliance should not be used near water sources to prevent accidents. Exercise caution to avoid contact with water while using the product.


Q: What are the benefits of the kind hydrating dual ionic jets?

A: The hydrating dual ionic jets help remove frizz for salon-worthy results by providing gentle hydration to the hair during styling.

Q: How can I dispose of the product responsibly?

A: To dispose of the product responsibly, do not discard it with household waste. Follow recycling guidelines in your region or return the product to the retailer for safe recycling.

Documents / Resources

	<p>REVAMP DEEPFORM 2 in 1 Dry and Style [pdf] User Guide IB-BR2500X-0421-01, DEEPFORM 2 in 1 Dry and Style, DEEPFORM, 2 in 1 Dry and Style, Dry and Style, Style</p>
--	--

References

- [Revamp Professional Hair Care Products](#)
- [Service Centres](#)
- [User Manual](#)

[Manuals+](#), [Privacy Policy](#)

This website is an independent publication and is neither affiliated with nor endorsed by any of the trademark owners. The "Bluetooth®" word mark and logos are registered trademarks owned by Bluetooth SIG, Inc. The "Wi-Fi®" word mark and logos are registered trademarks owned by the Wi-Fi Alliance. Any use of these marks on this website does not imply any affiliation with or endorsement.