





REV Ritter EM103K-GR Combini 3-Fold and 6-Fold with Switch Instruction Manual

[Home](#) » [REV Ritter](#) » REV Ritter EM103K-GR Combini 3-Fold and 6-Fold with Switch Instruction Manual 


REV Ritter EM103K-GR Combini 3-Fold and 6-Fold with Switch Instruction Manual



Contents

- [1 Installation](#)
- [2 NTRODUCTION](#)
- [3 PROPER USE](#)
- [4 GENERAL INFORMATION](#)
- [5 GENERAL SAFETY INSTRUCTIONS](#)
- [6 TECHNICAL DATA](#)
- [7 Documents / Resources](#)
 - [7.1 References](#)
- [8 Related Posts](#)

Installation



You can find a multilingual version of this manual at www.rev.de. Alternatively, you can also follow the QR-code below.



<http://www.rev.de>

Assembly and operating instructions

INTRODUCTION

Dear Customer, We'd like to thank you for purchasing our product. Please read the following operating instructions thoroughly before using this product for the first time and keep it handy for future reference (**S1**). Please check the product before use for any damage.



PROPER USE

- The product conforms to the appropriate European CE directives (**S2**).



- This product has no replaceable parts. Do not attempt to open or repair this product!
- The product is not suitable for rough use (e.g. construction sites)! (**S3**).




- Handle this product carefully. It can be damaged by shocks, blows or by being dropped, even from a low height!
- Please observe the technical specifications!
- Please follow this instruction manual and keep it in a safe place!
- Please pass on this instruction manual to a subsequent owner!
- Not to be used by children!
- Do not operate a defective product!
- This product conforms to the appropriate European safety standards.
- The product is not intended for use by persons (including children) whose physical, sensory or mental abilities are limited or who lack experience and knowledge! These persons may only use the product if they are supervised by a person responsible for their safety, or if they have been inducted into how to use the product!
- The supervision and use of this product must be carried out by a responsible person!

GENERAL INFORMATION

- Handle this product carefully. It can be damaged by shocks, blows or by being dropped, even from a low height!
- Disconnect the product's mains power plug in the event of a fault during operation.
- This product has no replaceable parts. Do not attempt to open or repair this product!

GENERAL SAFETY INSTRUCTIONS

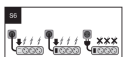
- Please observe the technical specifications!
- Please follow this instruction manual and keep it in a safe place!
- Please pass on this instruction manual to a subsequent owner!
- Not to be used by children!
- Do not operate a defective product!
- Do not operate with wet hands!
- The product is intended exclusively for household use or similar purposes. It must not be used for commercial purposes!

- Do not operate the product when covered **(S4)**.  This could lead to a dangerous buildup of heat!
- For the connection, only use regular mains sockets (230V~, 50Hz) with protective conductors of the public supply network which are easily accessible!

- Do not open the housing! **(S5)**



- A conversion or modification of the product affects product safety. Caution: risk of injury! A conversion or modification of the product must not be carried out!
- If the cable is damaged, disconnect product from the power supply!
- De-energised only when the plug is pulled out **(S6)!**



- Do not plug one behind the other **(S7)!**



- Plugged-in power supply units must not exceed a temperature of 50°C.
- To avoid damage, do not bend or knot cables over sharp edges or corners!

- Only connect devices up to max. 3680W total power!

TECHNICAL DATA

- **Nominal values:** 230V~; 50Hz; 1x16A or 2x2,5A
- **IP protection class:** IP20
- **Protection class:** I (S8)



- **Ambient temperature:** 0°C – 35°C / max. 35°C
- **Dimensions W x H x D:** 3-fold Combini: 64 x 45 x 274mm, 6-fold Combini: 64 x 45 x 424mm
- **Power:** max. 3680W
- **Supply line:** 1,4m H05VV-F 3G1.5mm²
- **Switch:** two-pole disconnection
- **Combination plug system:** 1 earthing contact plug or 2 Euro plugs per socket pot

CLEANING

- Clean with a dry or slightly moist, clean, lint-free cloth and a mild detergent if required. Do not use cleaners that contain abrasives or solvents.
- Before cleaning, unplug the product from the power point or disconnect it from the mains supply!

WEEE DISPOSAL INFORMATION

According to the European regulations, used electrical and electronic equipment may no longer be put out into unsorted rubbish. The symbol on the wheeled rubbish bin points out the necessity for separated collection. Help us to protect the environment and ensure that this unit is put out in the appropriate systems for separate collection once you do not use it any longer. DIRECTIVE OF THE EUROPEAN PARLIAMENT AND COUNCIL of 4th July 2012 concerning used electrical and electronic equipment. **(S9)**



SERVICE

If you have any questions concerning our products or a complaint, then please go to www.rev.de to find out how to make contact or how to organise a return. Alternatively, send an email to service@rev.de. We'd like to point out that we are unable to process any shipments which do not have a return number and will not accept them.

Documents / Resources

| | |
|--|------------------------------------------------------------------------------------------------------------------------------------------------------------------------------------------------------------------------------------|
| | <p>REV Ritter EM103K-GR Combini 3-Fold and 6-Fold with Switch [pdf] Instruction Manual EM103K-GR, EM106K-GR, EM103K-GR Combini 3-Fold and 6-Fold with Switch, EM103K-GR, Combini 3-Fold and 6-Fold with Switch</p> |
|--|------------------------------------------------------------------------------------------------------------------------------------------------------------------------------------------------------------------------------------|

References

-  [REV Ritter GmbH](#)

Manuals+.