



RESOULPA Square Table Single Layer Coffee Table User Manual

[Home](#) » [RESOULPA](#) » RESOULPA Square Table Single Layer Coffee Table User Manual 

RESOULPA Square Table Single Layer Coffee Table



THIS INSTRUCTION BOOKLET CONTAINS IMPORTANT SAFETY INFORMATION.
PLEASE READ AND KEEP FOR FUTURE REFERENCE.

Contents

[1 BEFORE YOU START](#)

[2 KNOW YOUR PARTS](#)

[3 ASSEMBLY SETPS](#)

[4 CONTACT US](#)

[5 Documents /
Resources](#)

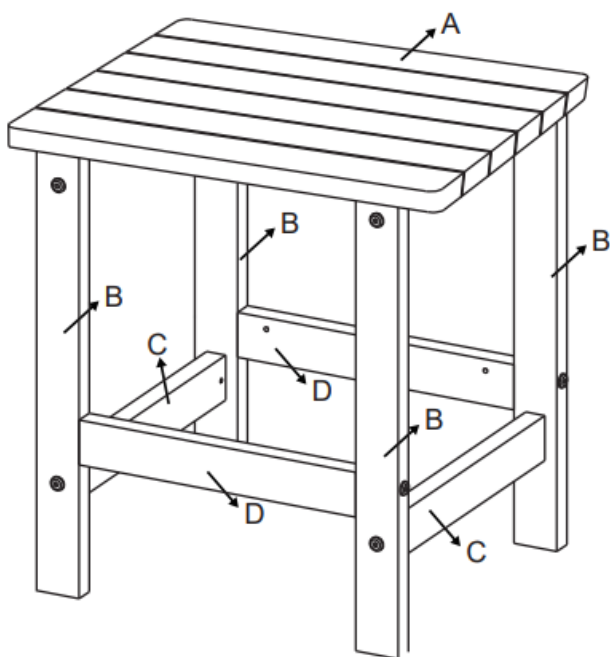
[5.1 References](#)









[6 Related Posts](#)

BEFORE YOU START

- Please read all instructions carefully.
- Retain instructions for future reference.
- Seperate and count all parts and hardware.
- Read through each step carefully and follow the proper order.
- We recommend that, where possible, all items are assembled near to the area in which they will be placed in use, to avoid moving the product unnecessarily once assembled.
- Always place the product on a flat, steady and stable surface.
- Keep all small parts and packaging materials for this product away from babies and children.

KNOW YOUR PARTS

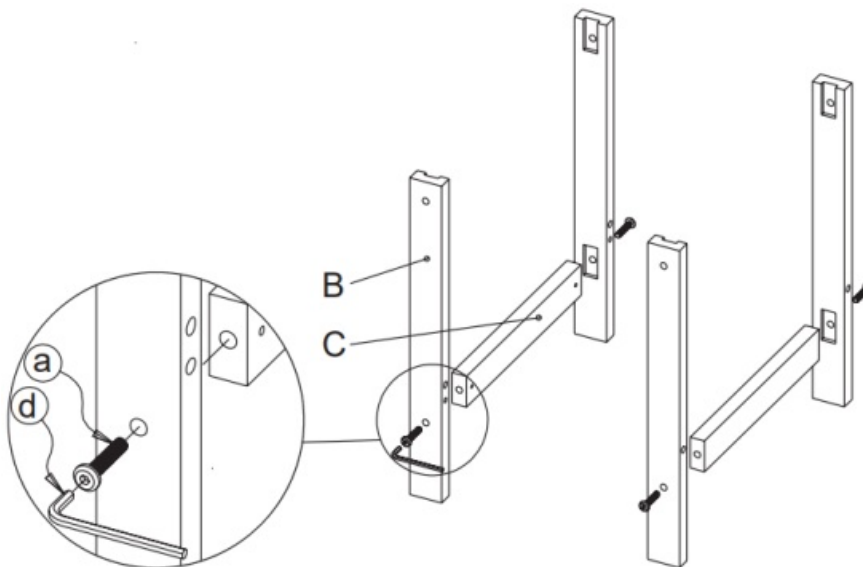


			
Ax1	Bx4	Cx2	Dx2
			
ax8	bx4	cx4	dx1

ASSEMBLY SETPS

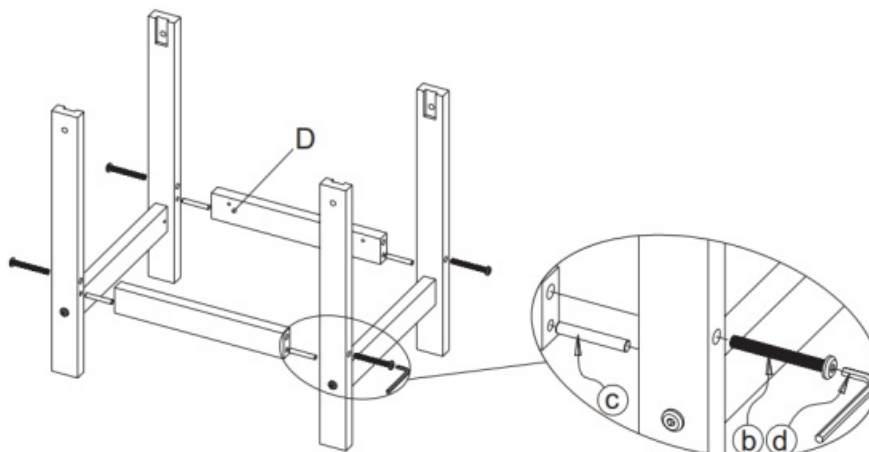
Step 1:

Take out C and install it on B with a (as shown in the figure below).



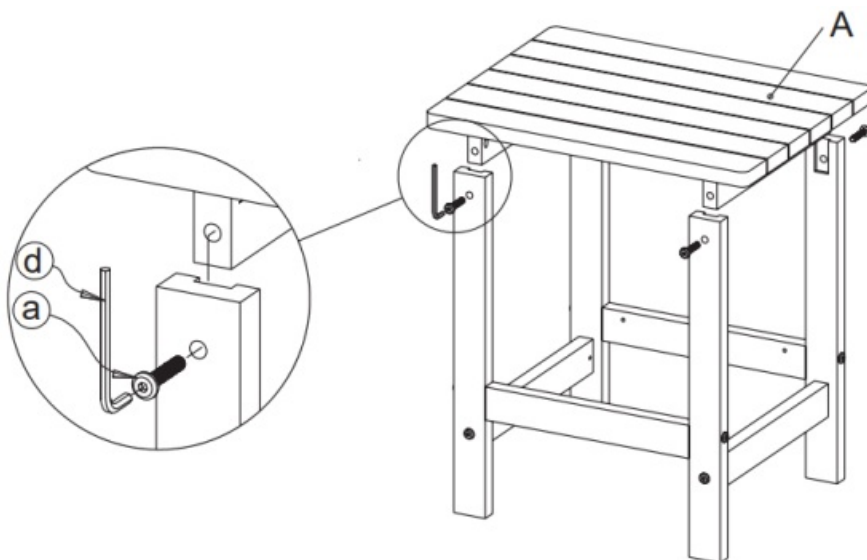
Step 2:

Take out D and install it on B with c and b (as shown in the figure below).



Step 3:

Take out A and install it on B with a (as shown in the figure below).




CONTACT US

If you have any problem, please give us a chance to make it right for you!

Contact our friendly customer service department for help first.
Replacements for missing or damaged parts will be shipped ASAP!



Documents / Resources

 <p>USER'S MANUAL Produktnamen: Side Table</p> <p>THIS INSTRUCTION BOOKLET CONTAINS IMPORTANT SAFETY INFORMATION. PLEASE READ AND KEEP FOR FUTURE REFERENCE.</p>	<p>RESOULPA Square Table Single Layer Coffee Table [pdf] User Manual Square Table Single Layer Coffee Table, Table Single Layer Coffee Table, Single Layer Coffee Table, Layer Coffee Table, Coffee Table</p>
---	---

References

- [User Manual](#)

[Manuals+](#), [Privacy Policy](#)

This website is an independent publication and is neither affiliated with nor endorsed by any of the trademark owners. The "Bluetooth®" word mark and logos are registered trademarks owned by Bluetooth SIG, Inc. The "Wi-Fi®" word mark and logos are registered trademarks owned by the Wi-Fi Alliance. Any use of these marks on this website does not imply any affiliation with or endorsement.