



[Home](#) » [Renyi Tian Technology](#) » **Renyi Tian Technology Q13 Smart Follow the Selfie Stick**
Instruction Manual 

Contents [[hide](#)]


- [1 Renyi Tian Technology Q13 Smart Follow the Selfie Stick](#)
- [2 Operating interface](#)
- [3 Remote controller](#)
- [4 Operating instruction](#)
- [5 Charging](#)
- [6 Product specifications and parameters](#)
- [7 FCC Warning Statement](#)
- [8 Documents / Resources](#)
 - [8.1 References](#)

Renyi

Renyi Tian Technology Q13 Smart Follow the Selfie Stick



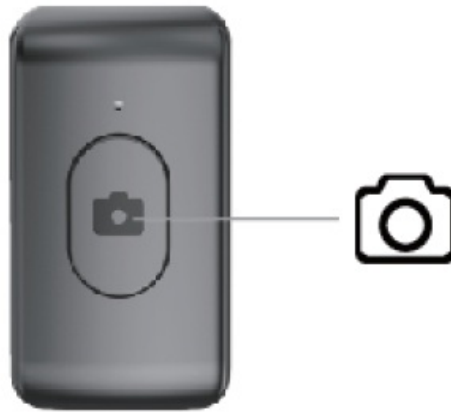
Operating interface



1. Phone clip
2. 1/4 nut connector
3. Camera
4. On-off key
5. Type-c charging port
6. Remote control
7. Handle

8. Telescopic rod
9. Support tripod
10. The tripod opens with one click


Remote controller




1. Press and hold to power on/off .
2. Connect Bluetooth name: Selfie .
3. Click to take a picture .

Operating instruction




-  OK gesture Continued use of equipment



-  Palm sign Suspension of equipment



-  Beale locked face tracking



-  Block gesture Recognition function



Charging

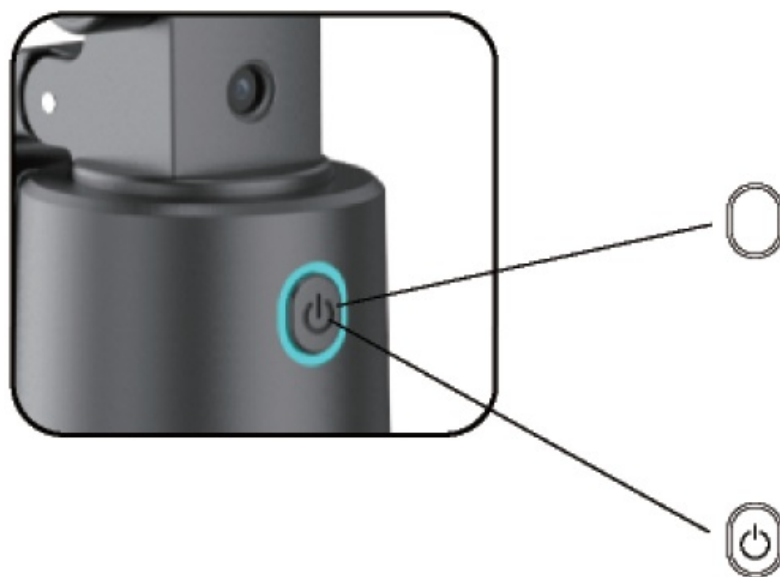
- It takes about two hours to fully charge the Yundae.

- Low power warning (battery) The red light is blinking rapidly.
- **Charging:** The indicator is red.
(Different indicator light color does not affect the indicator)
- Fully charged: The indicator is off.



Pilot lamp

- **Green:** Steady on.
- **Steady red:** The status is temporary/Press 1 to resume the tracking.
- **Red:** The charging is steady on.
- **Blinking red:** The power is low.
- Press and hold for 3 seconds to power on/ Double-click 3600 Panorama.



Product specifications and parameters

- **Model** Q13
- **Product name** All followed the head

- **The material** ABS+ electronic components
- **Product net weight** 450 g
- **Product folding size** 46.5*82*350mm
- **Charge** Type-c5V-1A
- **Controllable Angle range** Left and right (heading) : 3600 unlimited

FCC Warning Statement

Changes or modifications not expressly approved by the party responsible for compliance could void the user's authority to operate the equipment. This equipment has been tested and found to comply with the limits for a Class B digital device, pursuant to Part 15 of the FCC Rules. These limits are designed to provide reasonable protection against harmful interference in a residential installation. This equipment generates uses and can radiate radio frequency energy and, if not installed and used in accordance with the instructions, may cause harmful interference to radio communications. However, there is no guarantee that interference will not occur in a particular installation. If this equipment does cause harmful interference to radio or television reception, which can be determined by turning the equipment off and on, the user is encouraged to try to correct the interference by one or more of the following measures:


- Reorient or relocate the receiving antenna.
- Increase the separation the equipment and receiver.
- Connect the equipment into an outlet on a circuit different from that to which the receiver is connected.
- Consult the dealer or an experienced radio/TV technician for help.

This device complies with part 15 of the FCC Rules. Operation is subject to the following two conditions:

1. This device may not cause harmful interference, and
2. This device must accept any interference received, including interference that may cause undesired operation.

The device has been evaluated to meet general RF exposure requirement. The device can be used in portable exposure condition without restriction.

Documents / Resources

	Renyi Tian Technology Q13 Smart Follow the Selfie Stick [pdf] Instruction Manual 2BK4R-Q13, 2BK4RQ13, q13, Q13 Smart Follow the Selfie Stick, Q13, Smart Follow the Selfie Stick, Follow the Selfie Stick, Selfie Stick
---	--

References

- [User Manual](#)

■ Renyi Tian

Technology

◆ 2BK4R-Q13, 2BK4RQ13, Follow the Selfie Stick, Q13, Q13 Smart Follow the Selfie Stick, Renyi Tian Technology, Selfie Stick, Smart Follow the Selfie Stick



Leave a comment

Your email address will not be published. Required fields are marked *

Comment *

Name

Email

Website

☐ Save my name, email, and website in this browser for the next time I comment.

Post Comment

Search:

e.g. whirlpool wrf535swhz

Search

[Manuals+](#) | [Upload](#) | [Deep Search](#) | [Privacy Policy](#) | [@manuals.plus](#) | [YouTube](#)

This website is an independent publication and is neither affiliated with nor endorsed by any of the trademark owners. The "Bluetooth®" word mark and logos are registered trademarks owned by Bluetooth SIG, Inc. The "Wi-Fi®" word mark and logos are registered trademarks owned by the Wi-Fi Alliance. Any use of these marks on this website does not imply any affiliation with or endorsement.