



RENQIN Bluetooth Smart Scale User Manual

[Home](#) » [RENQIN](#) » RENQIN Bluetooth Smart Scale User Manual 

Contents

- [1 RENQIN Bluetooth Smart Scale](#)
- [2 Specification](#)
- [3 Instruction for OKOK App](#)
- [4 INSTALLATION STEPS](#)
- [5 Install the batteries](#)
- [6 FCC Statement](#)
- [7 Documents / Resources](#)
- [8 Related Posts](#)

RENQIN

RENQIN Bluetooth Smart Scale



Specification

- **Display:** All data displayed when power on
- **Capacity:** 3kg-180kgs
- **Division:** 1D=100g/0.21b
- **Unit:** KG/LB/ST
- **Voltage:** 4.5V
- **Battery:** 3 AAA battery
- **Low battery indication:** $2.4V \pm 0.2V$, display "Lo" and power off
- **Current:** <25mA
- **Standby current:** <10 μA
- **Overload indication:** overload more than 2.5kgs, total 182.Skgs display "Err" Best working temperature: 5~35't
- **Storage temperature:** -10~60't
- **Moisture Environment:** <90%RH

Bluetooth Smart Scale



Instruction for OKOK App

- **Instantly weighing**

Open the OKOK APP, it will remind you to switch on Bluetooth. Turn Bluetooth on and the auto-pair process is completed automatically. The user begins weighing, the weight data will be synchronized to APP. If the Bluetooth disconnected, the weight data will be saved into the memory of the scale, then synced to APP while the Bluetooth connection.

- **Type weight data into the APP**

The user can type weight data into the APP to keep a track

- **Current weight**

The current weight interface displays the weight information of the user and family members, and generates the report and give health advice based on the measurement. Including the current weight interface, weight list interface, date report, and notice.

- **Weight trend**

Including the weekly reports, monthly reports, and quarterly reports, indicating the changes of weight through curves. For fat scale, there are 8 data: weight, body fat, visceral fat, muscle, bone, BMR, age, and BMI.

- **Management of scale**

Management of scale includes two parts: scale management and connection management

- **Scale management**

Manage the process of pairing, binding, and unbinding

- **Connection management**

Including Bluetooth status indication and Bluetooth connection

- **Account and user**

Including account management and user management

Account Management

Including registration, login in, change password, forget the password, links to Facebook, Twitter ... etc

User management

Manage user information, including nickname, birthday, height, gender ... etc, also managing family member account and information (under the same registration account).

Warnings

1. Please keep the scale away from wet floor, don't use the scale if the glass is wet in case of slip.
2. Please stand on the middle of the scale in case of turnover.
3. The platform of the scale is made of glass, please avoid sharp or harsh things scratching the surface, excessive forces or sudden shocks, unexpected fallen-off will break the glass and injure the user.
4. The Bluetooth scale is not waterproof. Keep the surrounding environment dry, do not submerge it in water.
5. Use soft cloth with neutral cleaning liquids to clean the surface, keep away contacting with organic solvent nor chemicals.
6. When the batteries are in low power status, please remove the batteries in case of leaking liquids corrode the scale.

Notices

1. Please stand on the scale in the right direction.
2. Please stand on the scale no less than 10 seconds if you measure body fat.
3. Please confirm gender, height, weight data is correct

INSTALLATION STEPS

Check the required specifications for Phone or Tablet

Before installing OKOK App, kindly check if the phone or tablet meets the following requirements:

- Phone 4s, iPhone 5, iPhone Sc, iPhone 5s
 - iPhone 6, iPhone 6 Plus, iPod touch 5, iPad 3
 - iPad 4, iPad Air, iPad Air 2, iPad mini
 - iPad mini 2, iPad mini 3



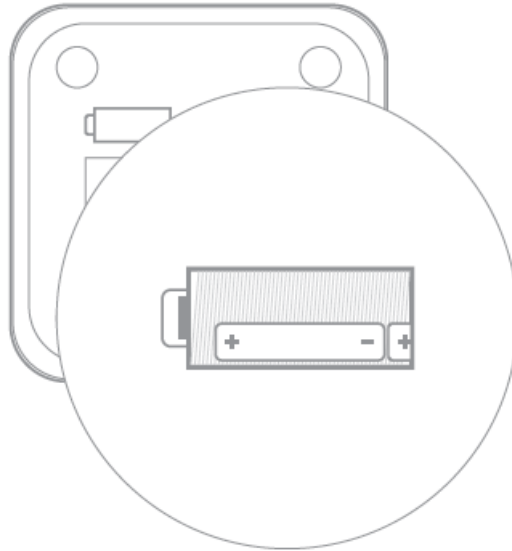
Compatible with iOS7.0
and above with Bluetooth
4.0 and above

- SAMSUNG: galaxy s5, galaxy s4, galaxy s3, galaxy note4, galaxy note3, galaxy note2, galaxy grand2
 - XIAOMI: XIAOMI Note, XIAOMI4, XIAOMI3, XIAOMI2/2s, XIAOMI tablet, HON GM I Note 4G, HONGMI 1s
 - HUAWEI: Ascend PS, Ascend P7, Honor6Plus, Honor 6, mate?, Ascend G7
 - Support Android4.3 and above for selected Android devices with Bluetooth 4.0 and above



Compatible with Android
4.3 and above with
Bluetooth 4.0 and above

Install the batteries



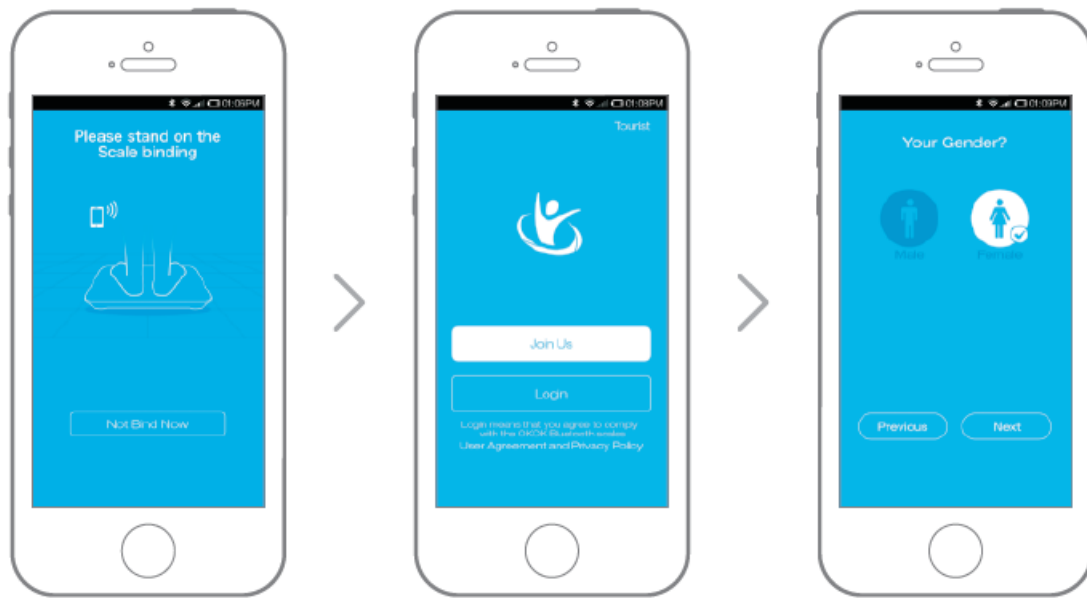
1. Open the cover of battery
2. Install the batteries in the right direction
3. Close the cover

Install App



1. **Switch on Bluetooth** Use your device to scan QR Code or search OKOK International from App Store/Google
2. **Phone or Tablet connects to Net (WiFi, 3G or 4G)** Play to install App.

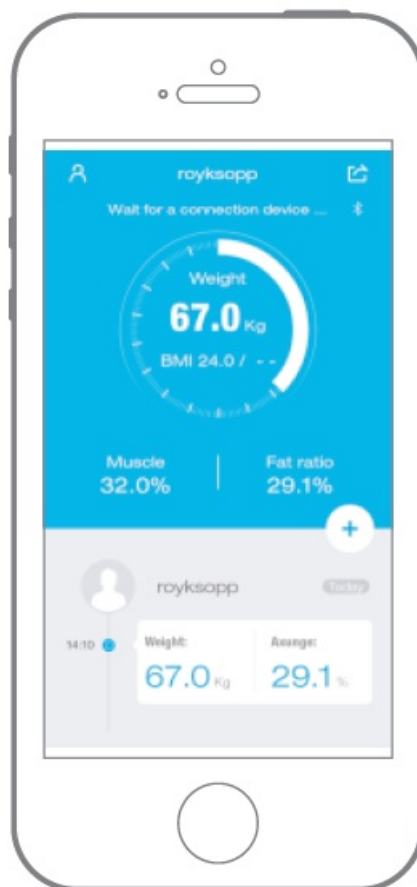
Pair the devices, register and complete user information



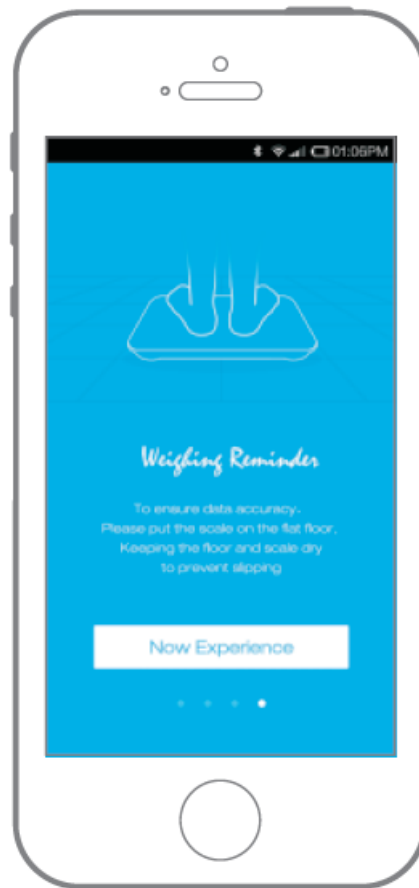
1. Open APP, begin to weigh and pair
2. Register as a user
3. Complete personal information

Weighing

1. Enter into the 'Dynamic Weight' interface

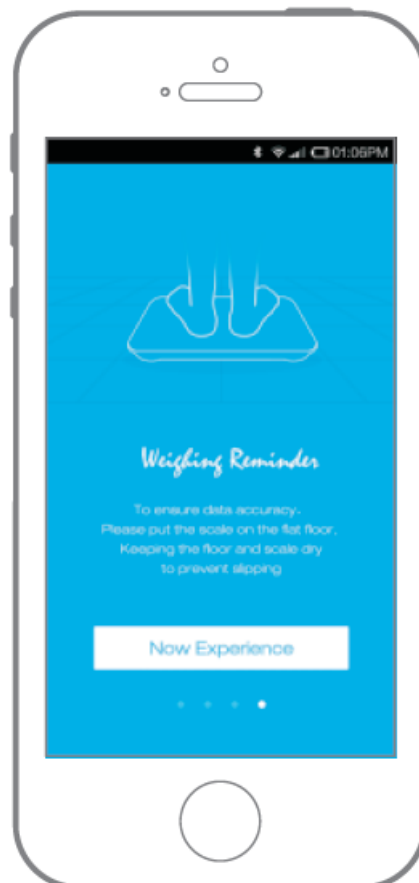


2. Stand on the scale and synchronize weight data onto the APP

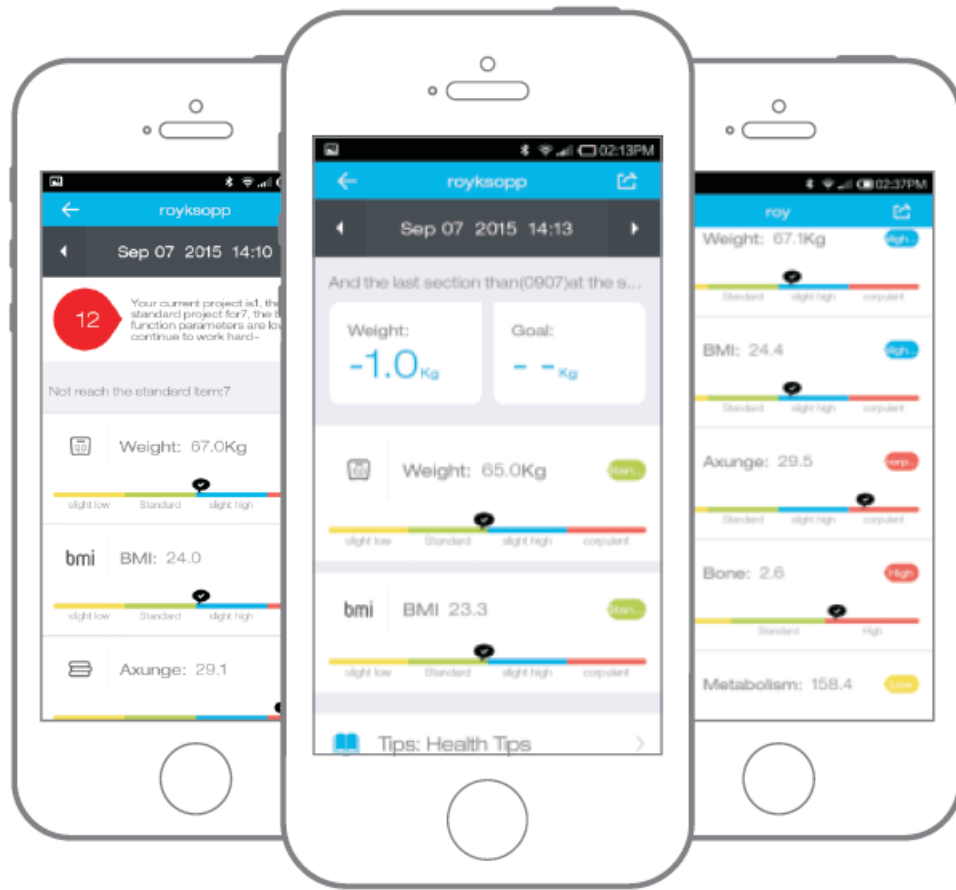


View the test result

1. Enter into the "Weight Trend" interface



2. View test report



FCC Statement

This device complies with part 15 of the FCC Rules. Operation is subject to the following two conditions:

1. This device may not cause harmful interference
2. this device must accept any interference received, including interference that may cause undesired operation.

This equipment has been tested and found to comply with the limits for a Class B digital device, pursuant to part 15 of the FCC Rules. These limits are designed to provide reasonable protection against harmful interference in a residential installation.

This equipment generates, uses and can radiate radio frequency energy and, if not installed and used in accordance with the instructions, may cause harmful interference to radio communications.


However, there is no guarantee that interference will not occur in a particular installation. If this equipment does cause harmful interference to radio or television reception, which can be determined by turning the equipment off and on, the user is encouraged to try to correct the interference by one or more of the following measures:

- Reorient or relocate the receiving antenna.
- Increase the separation between the equipment and receiver.
- Connect the equipment into an outlet on a circuit different from that to which the receiver is connected.
- Consult the dealer or an experienced radio/TV technician for help.

Caution: Any changes or modifications not expressly approved by the party responsible for compliance could void the user's authority to operate the equipment.

This equipment complies with FCC radiation exposure limits set forth for an uncontrolled environment. This transmitter must not be co-located or operating in conjunction with any other antenna or transmitter.

Documents / Resources

	<p>RENQIN Bluetooth Smart Scale [pdf] User Manual 674SSP281WH, 2A9T9-674SSP281WH, 2A9T9674SSP281WH, Bluetooth Smart Scale, Smart Scale, Scale</p>
---	---