



RENPHO R-A004 Digital Bathroom Scales Weighing Scale with High Precision Sensors User Manual

[Home](#) » [Renpho](#) » RENPHO R-A004 Digital Bathroom Scales Weighing Scale with High Precision Sensors User Manual 

Contents

- [1 RENPHO R-A004 Digital Bathroom Scales Weighing Scale with High Precision Sensors](#)
- [2 Specifications](#)
- [3 Product Features](#)
- [4 To Install or Replace Battery](#)
- [5 Opertation](#)
- [6 Change Unit of Measurement](#)
- [7 Error Indication](#)
- [8 Care and Maintenance](#)
- [9 Battery Care](#)
- [10 Warranty Policy](#)
- [11 Documents / Resources](#)
 - [11.1 References](#)
- [12 Related Posts](#)

RENPHO-LOGO

RENPHO R-A004 Digital Bathroom Scales Weighing Scale with High Precision Sensors



Thanks for choosing the RENPHO Core 1. Please read the instructions carefully before operating. We hope you enjoy using your new digital scale.

Caution!

When using the digital scale, certain basic safety precautions must be followed, including the following:

1. If the scale malfunctions, first check the battery power. Replace the batteries if necessary.
2. Check the scale before each use. Do not use the scale if damaged.
The continuous use of a damaged scale may cause inaccurate results or injury.
3. Please keep the scale dry. Take caution when using the scale on wet and slippery surfaces.
4. The scale is fragile. Please handle it with care.
5. This scale is a high-precision measuring device. Never jump on, stomp on, or disassemble the scale. Handle it carefully to avoid breakage.
6. The scale is not waterproof; never immerse the scale in water. To clean the surface, use a damp cloth or glass cleaner. Do not use soap or other chemical cleaning agents.

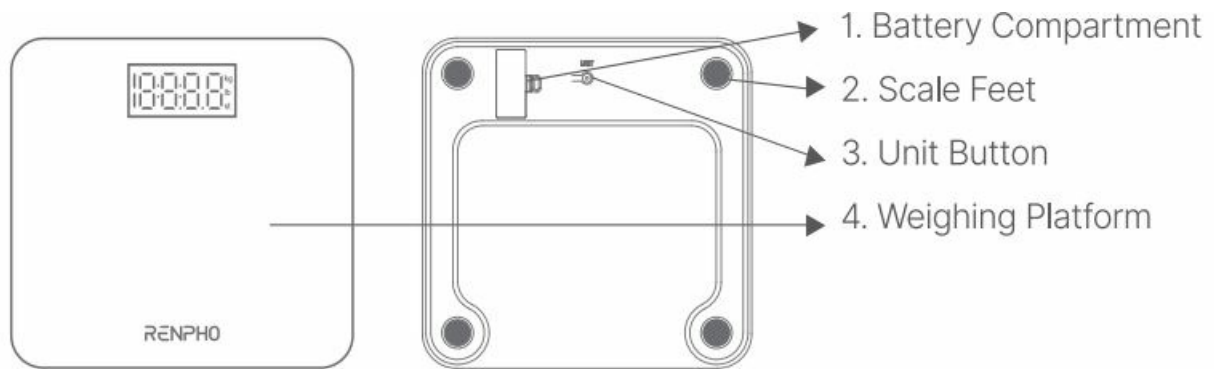
Specifications

Product Size	260 x 260 x 22mm (For model 280 x 280 x 22mm (For model R-A004)
Powered by	2xAAA Batteries
Max. Capacity	180kg / 400lbs
Division	0.05kg / 0.1lb
Weight Units	kg/ lb/ st:lb

Product Features

- Auto on/off
- Auto Calibration
- Large Display

- Low Battery/Overload Indication

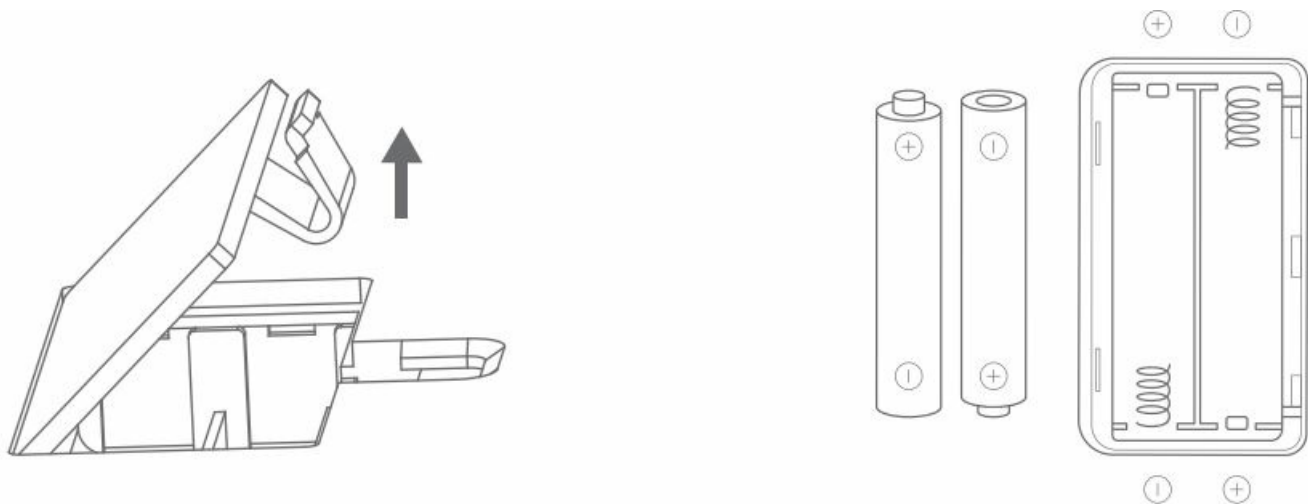


To Install or Replace Battery

1. The battery compartment is on the base of the scale. Gently remove the battery cover.
2. Insert 2 AAA batteries into the compartment, noting the polarity markings in the compartment.
3. After inserting the batteries, install the battery cover back.

Note:

Please be aware that the incorrect polarity will cause the permanent impact on the electronic parts.



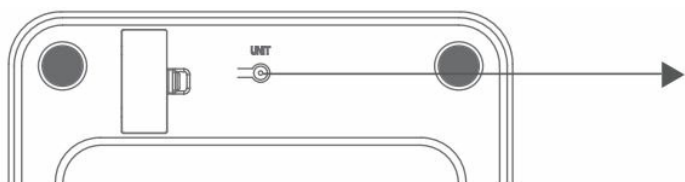
Operation

1. Place the scale on a hard and flat surface.
2. Gently step onto the scale and it will be activated automatically. Once the measurement is complete, the display will flash and show your weight.
3. The scale will automatically shut off after 15 seconds of inactivity.

Note:

1. Do not place the scale on carpets or other soft surfaces, as this may cause inaccuracy.
2. Keep your body still while weighing. Do not wobble or shake your body.

Change Unit of Measurement



Press the unit button to switch among kg, lb, and st:lb.

Error Indication

“Lo” symbol on the display indicates that the battery power is low.

Please replace the batteries.

“Err” symbol on the display indicates that the scale is overloaded (400lbs/180kg). Step off the scale to avoid damage.

Care and Maintenance

1. Always keep the scale in the horizontal position.
2. Do not expose the scale to excessively wet or hot environments.
3. Avoid hitting or dropping the scale.
4. Do not put heavy objects on the scale when not in use.
5. Do not overload the scale, as this may cause damage to the sensors.
6. Treat the scale with care as it is a highly precise electronic instrument.
7. Do not immerse this scale in water.
8. Clean the scale with a soft damp cloth. Do not use chemicals or harsh abrasives.
9. Keep the scale surface dry and do not use it on a slippery floor.
10. To avoid slipping, do not weigh with wet feet.
11. The scale is not for commercial use.

Battery Care

1. If the scale is not used for long periods, it is recommended to remove the batteries to avoid damage to the scale due to possible battery leakage.
2. Keep the batteries out of reach of children.
3. Do not mix used and new batteries or different compositions or different brands to prevent possible leakage.
4. Do not heat or deform the batteries or expose them to fire.
5. The original batteries provided are NOT rechargeable. DO NOT attempt to charge the batteries.

Warranty Policy

Your RENPHO product purchase is covered by a one-year limited manufacturer warranty from the date of delivery.

For warranty terms and conditions, please visit: <https://renpho.com/pages/warranty-terms-and-conditions>

Note: Product registration is not required for the warranty.

If you choose not to register your product, it will not void the product warranty.

Customer Service

Please feel free to contact us if you have any questions or concerns.

RENPHO Customer Service Team guarantees a quick response and hassle-free solutions to any issue you may

have within business hours.

Email: support-eu@renpho.com (UK&EU)
& TEL: +44(0)7434 666088 (UK ONLY)
Monday-Friday 9:00AM-5:00PM (GMT)

For defective products or the return of items, please contact us with your order number within the specified warranty period. DO NOT dispose of any product parts as they may be required for inspection/repair.

Notice:

This marking indicates that this product should not be disposed with other household wastes throughout the EU. To prevent possible harm to the environment or human health from uncontrolled waste disposal, recycle it responsibly to promote the sustainable reuse of material resources. To return your used device, please use the return and collection systems or contact the retailer where the product was purchased. They can take this product for environmental safe recycling.

UK Importer: EEON(UK)LIMITED
Kemp House 160 City Road, London, EC1V 2NX, United Kingdom
EU Importer: Renpho GmbH
Lehmweg 17,20251 Hamburg Hoheluft-Ost, Deutschland, Germany
Tel: +49 40 23969285 (DE ONLY)
Manufacturer: Shenzhen Ruiyi Business Technology Co., Ltd.
Qianhai Complex A201, Qianwan Road 1, Qianhai Shenzhen-Hong Kong
Cooperation Zone, Shenzhen, 518000 P.R.China
UK REP Richers & Vision Ltd.
Unit 58B, Bordon Enterprise Park, Budds Lane, Bordon, Hampshire, GU35 0JE, U.K.
EU REP C&E Connection E-Commerce (DE) GmbH
Zum Linnegraben 20, 65933, Frankfurt am Main, Germany
Email: info@ce-connection.de
Please have your order number ready before contacting customer support.

Documents / Resources

	RENPHO R-A004 Digital Bathroom Scales Weighing Scale with High Precision Sensors [pdf] User Manual R-A004 Digital Bathroom Scales Weighing Scale with High Precision Sensors, R-A004, Digital Bathroom Scales Weighing Scale with High Precision Sensors, Bathroom Scales Weighing Scale with High Precision Sensors, Scales Weighing Scale with High Precision Sensors, Weighing Scale with High Precision Sensors, Scale with High Precision Sensors, High Precision Sensors, Precision Sensors, Sensors
--	---

References

- [User Manual](#)