

# RemoteTech RD98 Remote Control User Manual

[Home](#) » [RemoteTech](#) » RemoteTech RD98 Remote Control User Manual 


## Contents

- 1 Remote Tech RD98 Remote Control
- 2 Product Information
- 3 Pairing Method
- 4 Global Reset (Unpair)
- 5 FCC Information
- 6 IC Radiation Exposure Statement
- 7 Documents / Resources
- 8 Related Posts



## Remote Tech RD98 Remote Control

### Product Information



The product is the RD98, a remote control device designed for use with TiVo devices. It features both Bluetooth and IR (Infrared) connectivity options. The remote control has programmable keys and supports pairing with a target device.

### Pairing Method

1. To activate the pairing function the user will press any key.  
The amber LED begins to flash slowly for 30 seconds, the flash rate shall be 5 flashes every 3 seconds.
2. **Local Name** TiVo Remote
3. If the pairing is successful, the remote will flash the amber LED quickly 5 times.
4. If the remote has not successfully paired with a target after 20 complete cycles it will exit pairing mode and enter IR mode.
5. To activate the pairing function in IR mode, the user will press and hold the TiVo and Back key until the red LED remains on.

### Global Reset (Unpair)

The user can use the Global Reset command to reset all programmable keys and features to their original factory

settings which and also un-pair Bluetooth.  
To perform the Global Reset command

1. Press and hold the TiVo and TV PR buttons simultaneously for 3 seconds until the red LED remains on.
2. Press Volume Down button 3 times and press the TiVo key. The red LED will blink 3 times and shut off


## FCC Information

This device complies with part 15 of the FCC Rules. Operation is subject to the following two conditions:

1. This Device may not cause harmful interference, and
2. This device must accept any interference received, including interference that may cause undesired operation

**Note** This equipment has been tested and found to comply with the limits for CLASS B digital device, pursuant to Part 15 of FCC Rules. These limits are designed to provide reasonable protection against harmful interference when the equipment is operated in a commercial environment. This equipment generates, uses and can radiate radio frequency energy and, if not installed and used in accordance with the instructions, may cause harmful interference to radio communications. However, there is no guarantee that interference will not occur in a particular installation. If this equipment does cause harmful interference to radio or television reception, which can be determined by turning the equipment off and on, the user is encouraged to try to correct the interference by one or more of the following measures:

1. Reorient or relocate the receiving antenna.
2. Increase the separation between the equipment and receiver.
3. Connect the equipment into an outlet on a circuit different from that to which the receiver is connected.
4. Consult the dealer or experienced radio/TV technician for help



## WARNING

Changes or modifications not expressly approved by the manufacturer could void the user's authority to operate the equipment.

**CAUTION** Exposure to Radio Frequency Radiation. Antenna shall be mounted in such a manner to minimize the potential for human contact during normal operation. The antenna should not be contacted during operation to

avoid the possibility of exceeding the FCC radio frequency exposure limit.

This equipment complies with FCC radiation exposure limits set forth for an uncontrolled environment.

### Industry Canada Statement

(For Canada)

This device complies with Industry Canada's license-exempt RSS Standard(s). Operation is subject to the following two conditions:

1. This device may not cause interference.
2. This device must accept any interference, including interference

### IC Radiation Exposure Statement


(For Canada)

This equipment complies with IC radiation exposure limits set forth for an Uncontrolled environment.

### NOTE

THE MANUFACTURER IS NOT RESPONSIBLE FOR ANY RADIO OR TV INTERFERENCE CAUSED BY UNAUTHORIZED. MODIFICATIONS TO THIS EQUIPMENT.SUCH MODIFICATIONS COULD VOID THE USER'S AUTHORITYTO OPERATE THE EQUIPMENT.

### Documents / Resources

	<p><a href="#">RemoteTech RD98 Remote Control</a> [pdf] User Manual TX4-RD98A, TX4RD98A, rd98a, RD98 Remote Control, RD98, Remote Control</p>
---	---