



REMINGTON Pro Soft Curl CI6525 User Manual

[Home](#) » [Remington](#) » REMINGTON Pro Soft Curl CI6525 User Manual 

REMINGTON Pro Soft Curl CI6525
User Manual

REMINGTON®

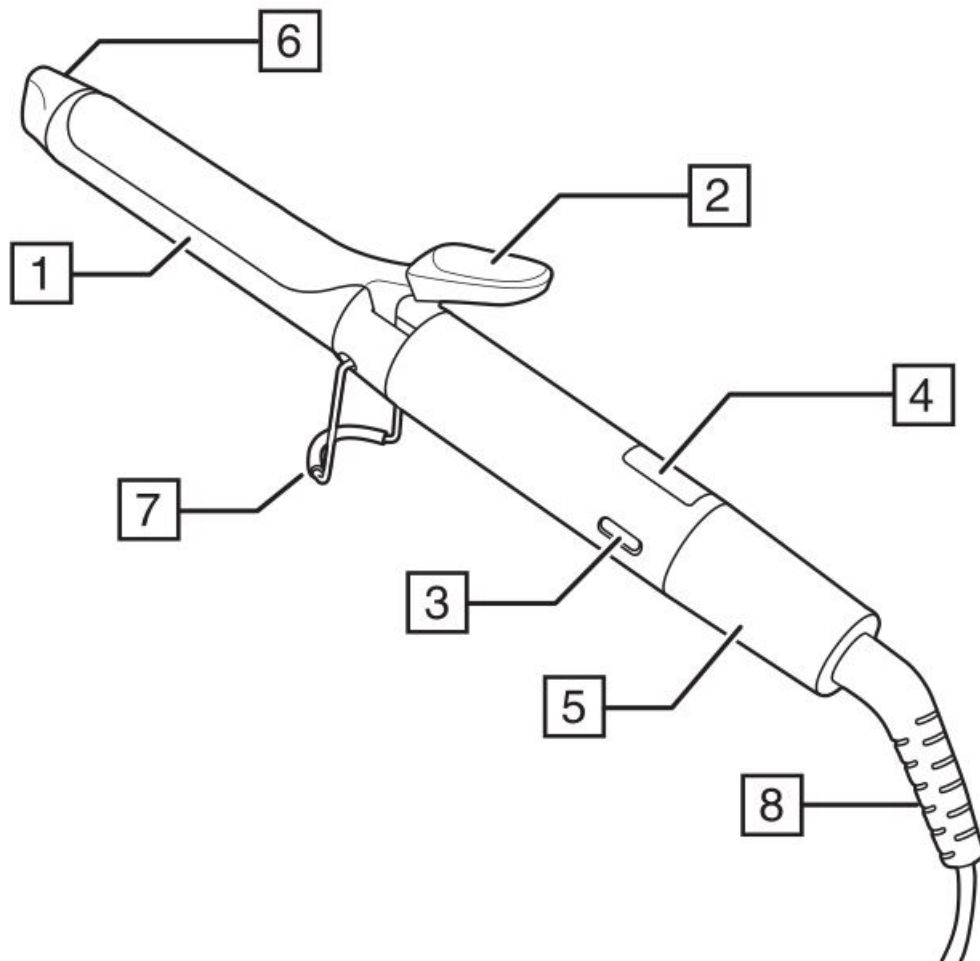
EST. NEW YORK 1937



Pro Soft Curl
CI6525



remington-europe.com



Thank you for buying your new Remington® product. Please read these instructions carefully and keep them safe. Remove all packaging before use.

WARNING: This appliance is hot. Keep out of reach of children at all times.

Contents

- [1 IMPORTANT SAFEGUARDS](#)
- [2 PARTS](#)
- [3 ADDITIONAL FEATURES](#)
- [4 INSTRUCTIONS FOR USE](#)
- [5 CLEANING AND MAINTENANCE](#)
- [6 RECYCLING](#)
- [7 Documents / Resources](#)
 - [7.1 References](#)
- [8 Related Posts](#)

IMPORTANT SAFEGUARDS

- This appliance can be used by children aged from 8 years and above and persons with reduced physical, sensory or mental capabilities or lack of experience and knowledge if they have been supervised/instructed and understand the hazards involved. Children shall not play with the appliance. Cleaning and user maintenance shall not be done by children unless they are older than 8 and supervised. Keep the appliance

and cable out of reach of children under 8 years.



Do not use this appliance near bathtubs, showers, basins or other vessels containing water.

- When the appliance is used in a bathroom, unplug it after use since the proximity of water presents a hazard even when the appliance is switched off.
- For additional protection, the installation of a residual current device (RCD) having a rated residual operating current not exceeding 30 mA is advisable in the electrical circuit supplying the bathroom*.
* Currently, the fitting in a bathroom of an electrical socket suitable or capable of operating the appliance is not permitted in the UK (see BS7671).
- Burn hazard. Keep the appliance out of reach from young children, particularly during use and while cooling down.
- Never leave the appliance unattended when it is connected to the power supply.
- Always place the appliance with its stand, if any, on a heat-resistant, stable flat surface.
- If the supply cord of this unit becomes damaged, discontinue use immediately and return the appliance to your nearest authorised Remington® service dealer for repair or replacement in order to avoid a hazard. • Do not allow any part of the appliance touch the face, neck or scalp.
- Keep the power plug and cord away from heated surfaces.
- Do not use attachments other than those we supply.
- Do not use the appliance if it is damaged or malfunctions.
- Do not twist or kink the cable, or wrap it round the appliance. Check the cord regularly for any sign damage.
- This appliance is not intended for commercial or salon use.

PARTS

1. 25mm barrel with 4 x protection coating
2. Tong clip
3. On/Off button
4. Digital temperature display
5. Temperature control
6. Cool tip
7. Stand
8. Swivel cord

ADDITIONAL FEATURES

- Fast heat up—ready to use in 30 seconds.
- Automatic safety shut off – this unit will switch itself off if no button is pressed or it is left on after 60 minutes.
- Multivoltage: for home or abroad. At 120V times and temperatures may vary.

INSTRUCTIONS FOR USE

- Before use, ensure the hair is clean, dry and tangle-free.
- For extra protection use a heat protection spray.

- Hairsprays contain flammable material – do not use while using this product.
- Section the hair prior to styling. Style the lower layers first.



1. Plug in the appliance.
2. Push the on/off button to turn on.
3. To adjust the temperature, twist the temperature control left ◀ – or right ▶ + then release it to increase or decrease the temperature. As you twist the temperature control the temperature will be displayed on the digital display.
4. When the three bars on the display stop cycling up and down the appliance is ready to use.

Recommended Temperatures

Temperature	Hair type
130°C - 150°C	Thin / fine, damaged or bleached hair
160°C - 180°C	Normal, healthy hair
190°C - 220°C	Thick and difficult to style hair

5. Place a section of hair under the long tong clip (smaller sections create tighter curls – larger sections create large curls or waves).
6. Turn the styler to roll the hair round the barrel.
7. Wait about 10 seconds for the curl to form.
8. Unwind the tong and release the curl.
9. Let the hair cool before styling.
10. Repeat this around the head to create as many curls as desired.
11. To turn off, press and hold the on/off button until the display goes out, then unplug the appliance.

Temperature Lock Function

- Set the desired temperature then lock the setting by holding the temperature control in the left ◀ – position until the  symbol appears on the digital display.
- To unlock, twist and hold the temperature control in the left ◀ – position until the  symbol disappears.

Temperature Boost Function

- For quick touch ups of stubborn, hard to style sections.
- The temperature boost function boosts the temperature to 220°C.
- Twist and hold the temperature control in the right ▶ position for 2 seconds.

CLEANING AND MAINTENANCE

- Unplug the appliance and allow to cool.
- Wipe all the surfaces with a damp cloth.
- Don't use harsh or abrasive cleaning agents or solvents.

RECYCLING




To avoid environmental and health problems due to hazardous substances, appliances and rechargeable and non rechargeable batteries marked with one of these symbols must not be disposed of with unsorted municipal waste. Always dispose of electrical and electronic products and, where applicable, rechargeable and non-rechargeable batteries, at an appropriate official recycling/collection point.

21/INT/ CI6525 T22-7002176 Version 05 /21 Remington® is a Registered Trade Mark of Spectrum Brands, Inc., or one of its subsidiaries

Russell Hobbs Deutschland GmbH, Am Unisyspark 1, 65843 Sulzbach, Germany remington-europe.com

© 2021 Spectrum Brands, Inc.

Documents / Resources

	<p>REMINGTON Pro Soft Curl CI6525 [pdf] User Manual REMINGTON, Pro, Soft, Curl, CI6525</p>
------------------------------------------------------------------------------------	-------------------------------------------------------------------------------------------------------

References

- [R | Remington - EST. NEW YORK 1937 | Haircare & Personal Care Appliances for Men & Women](#)