

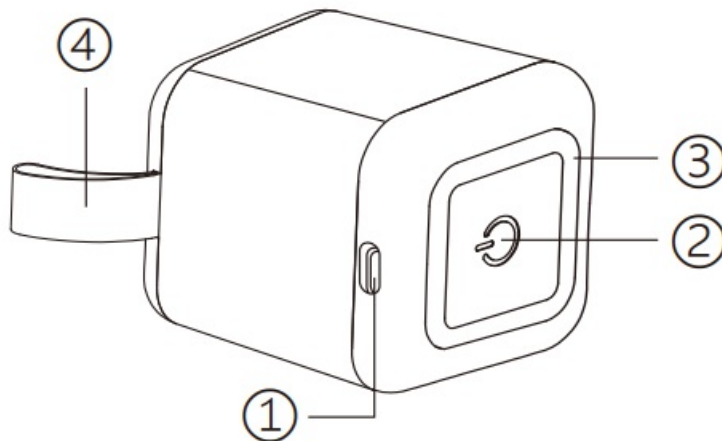


reliable SMG240106 Mini Cube Shape Bluetooth Speaker User Manual

[Home](#) » [RELIABLE](#) » reliable SMG240106 Mini Cube Shape Bluetooth Speaker User Manual 

reliable

USER MANUAL MINI POCKET BLUETOOTH SPEAKER




1. TypeCinput
2. On/Ofbutn
3. Silcone Ped
4. Hanging Strap.




Contents

- 1 CONNECTION WITH MOBILE PHONE
- 2 SELFIE Mode
- 3 CHARGING YOUR SPEAKER
- 4 FAQ:
- 5 Specifications:
- 6 FCC Warning Statement
- 7 Documents / Resources
- 7.1 References




CONNECTION WITH MOBILE PHONE

Press and hold the Button ‘’, for 3 seconds to go into pairing mode. The blue LED light flashes when pairing and you will hear a tone.

TWS (True Wireless Stereo) Mode

1. Turn on the 1st & 2nd speaker individually. Double or Three times press the button ‘’ of one speaker to go into TWS pairing mode. One speaker will light up, another speaker will flash and you will hear a tone when the two speakers are connected. Once paired, The two speakers will automatically connect when you turn on them next time.
2. Turn on your mobile phone and Bluetooth.
3. Search for the Bluetooth device in your mobile phone and select ‘M23P’ and connection is successful.
The blue LED light will light up when pairing and you will hear a tone. Press the button ‘’ to play/pause.
4. Press and hold ‘’ for 3 seconds to turn off the speaker and you will hear a tone.

SELFIE Mode

1. Double press the button ‘’ after turning on the speaker to go into SELFIE mode, you will hear a tone.
2. Turn on your phone’s camera and short press the button ‘’ of speaker to take a photo.
3. Double press the button ‘’ to turn off the SELFIE mode.

CHARGING YOUR SPEAKER

1. Connect the Type-C charging cable to the DCS5V input of the speaker, and plug the USB connector of the charging cable to DC5V USB power supply. When charging, The LED indicator next to the charge port will turn red.
2. When the speaker is fully charged the red LED will turn off.

Note: about the speaker’s using environment:

1. Bluetooth connection and transmission may be affected by the surrounding environment like trees, metal and some other materials, as they can absorb or block the signal. so the distance of data transmission may be influenced as well.
2. Please make the speaker fully charged at first time using to make sure it will work well. (When the speaker’s

- power gets lower, the sound will be not as good as the sound in normal case. Please charge it right now)
3. Please do not expose the speaker into the high temperature environment.

FAQ:

1)Why is there no sound even when the speaker is power on?

A: Make sure the battery is being charged up to 4 hours for first time using. The led will light up when it starts charging.

2)There is no sound even playing the speaker.

A: Check if the playback device and the Bluetooth speaker have established a good connection. If not, please reconnect and make sure the speaker device is paired and connected to your target cell phone or other master device.

3)How to identify the speaker has been fully charged?

A:When the red charging indicator automatically turns off, it means that the speaker has been fully charged.

Specifications:

Model Number:	SMG240106
Series Number:	M23P
Operating Distance:	≤10m
Frequency Response:	20Hz-20KHz
Loudspeaker Output:	3W
Signal-To-Noise:	≥ 75dB
Distortion:	≤1.0%
Dimension:	41x41x46 mm

FCC Warning Statement


Changes or modifications not expressly approved by the party responsible for compliance could void the user's authority to operate the equipment. This equipment has been tested and found to comply with the limits for a

Class B digital device, pursuant to Part 15 of the FCC Rules. These limits are designed to provide reasonable protection against harmful interference in a residential installation. This equipment generates uses and can radiate radio frequency energy and, if not installed and used in accordance with the instructions, may cause harmful interference to radio communications. However, there is no guarantee that interference will not occur in a particular installation. If this equipment does cause harmful interference to radio or television reception, which can be determined by turning the equipment off and on, the user is encouraged to try to correct the interference by one or more of the following measures:

- Reorient or relocate the receiving antenna.
- Increase the separation between the equipment and receiver.
- Connect the equipment into an outlet on a circuit different from that to which the receiver is connected.
- Consult the dealer or an experienced radio/TV technician for help.

This device complies with part 15 of the FCC Rules. Operation is subject to the following two conditions:
(1) This device may not cause harmful interference, and
(2) this device must accept any interference received, including interference that may cause undesired operation.
The device has been evaluated to meet general RF exposure requirement. The device can be used in portable exposure condition without restriction.

Documents / Resources

	reliable SMG240106 Mini Cube Shape Bluetooth Speaker [pdf] User Manual M23P, SMG240106 Mini Cube Shape Bluetooth Speaker, SMG240106, Mini Cube Shape Bluetooth Speaker, Cube Shape Bluetooth Speaker, Shape Bluetooth Speaker, Bluetooth Speaker, Speaker
--	--

References

- [User Manual](#)

[Manuals+](#), [Privacy Policy](#)

This website is an independent publication and is neither affiliated with nor endorsed by any of the trademark owners. The "Bluetooth®" word mark and logos are registered trademarks owned by Bluetooth SIG, Inc. The "Wi-Fi®" word mark and logos are registered trademarks owned by the Wi-Fi Alliance. Any use of these marks on this website does not imply any affiliation with or endorsement.