



RELIABILT Excessive Heat Warning and Proper Handling Instructions

[Home](#) » [RELIABILT](#) » RELIABILT Excessive Heat Warning and Proper Handling Instructions 

RELIABILT Excessive Heat Warning and Proper Handling



Contents

- [1 Introduction](#)
- [2 Safety Instructions](#)
- [3 Customer Support](#)
- [4 Documents / Resources](#)

Introduction


When windows and doors are not installed immediately upon delivery, they must be properly stored and protected until used. Please note that warping, bending or waves can sometimes occur under excessive conditions! Take proper precautions in storing products.

Safety Instructions



TIPS TO DO

AVOID MOST PROBLEMS BY CAREFULLY STORING PRODUCTS.



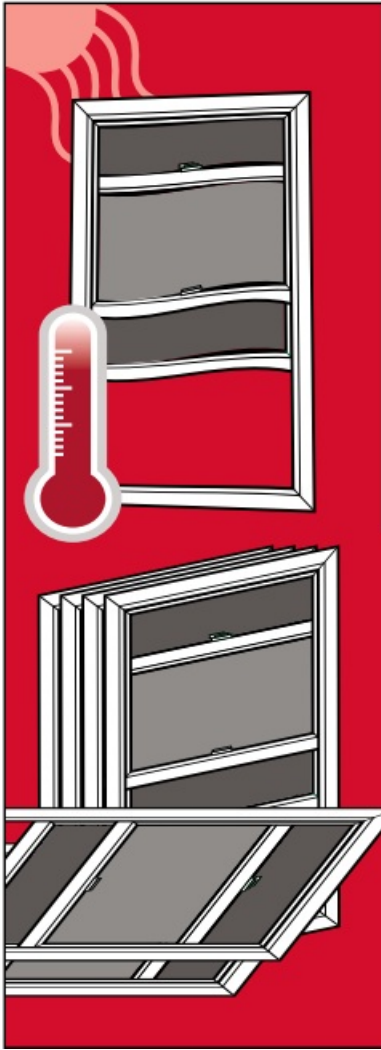
- Store windows in a controlled environment.
- Store windows in a clean, dry, low traffic area.
- Cut slits in wrapping or completely remove wrapping for storage.
- Store windows standing up and with no weight against them.



WARNING!



WARNING, BENDING OR WAVES CAN OCCUR IN HIGH TEMPS OR WHEN IMPROPERLY STORED!



- DO NOT store in direct sunlight.
- DO NOT store in high heat.
- DO NOT lay windows flat.
- DO NOT stack products in a row as the glass units can get superheated.
- DO NOT place other materials on top of products.

Note: Improperly storing products can cause damage and void product warranty.


Customer Support

Manufacturer reserves the right to substitute components as necessary for continued product improvement.
©2021 Lowe's. LOWE'S, Gable Mansard Design, and ReliaBilt are registered trademarks of LF, LLC. All are used with permission.





Documents / Resources

	<p>RELIABILT Excessive Heat Warning and Proper Handling [pdf] Instructions Excessive Heat Warning and Proper Handling, Excessive Heat Warning and Proper, Heat Warn ing and Proper, Warning and Proper</p>
---	--

Manuals+