



# REGIN RC-CTH Pre Programmed Room Controllers User Guide

[Home](#) » [REGIN](#) » REGIN RC-CTH Pre Programmed Room Controllers User Guide 

## Contents

- [1 REGIN RC-CTH Pre Programmed Room Controllers](#)
- [2 Product Usage Instructions](#)
- [3 DIMENSIONS](#)
- [4 INSTRUCTIONS](#)
- [5 Documents / Resources](#)
  - [5.1 References](#)



## REGIN RC-CTH Pre Programmed Room Controllers



## Specifications

- Model: REGIO RC-CTH
- Power Supply: 24 V AC
- Features: Temperature sensor, 3-point valve, Condensation detector, Modbus EXOline, Presence detector, Window contact, SCADA
- CE Marked

## Product Usage Instructions

### Installation

1. Ensure compliance with local safety regulations during installation.
2. Refer to the manual "Regio Midi Manual" for commissioning information available for download from [www.regincontrols.com](http://www.regincontrols.com).

### Connection Guide

Follow the provided connection diagram to connect the various components:

- Connect 24 V AC power supply to the designated terminals.
- Connect the temperature sensor, 3-point valve, condensation detector, Modbus EXOline, presence detector, and window contacts as per the wiring instructions.
- Ensure proper grounding for safety.

### Operation

1. Power on the device using the designated power switch.
2. Configure settings as required using the control interface.
3. Monitor the device for proper functioning and adjust settings if needed.

### Maintenance

- Regularly check and clean sensors and detectors for optimal performance.
- Refer to the maintenance section in the manual for detailed maintenance procedures.

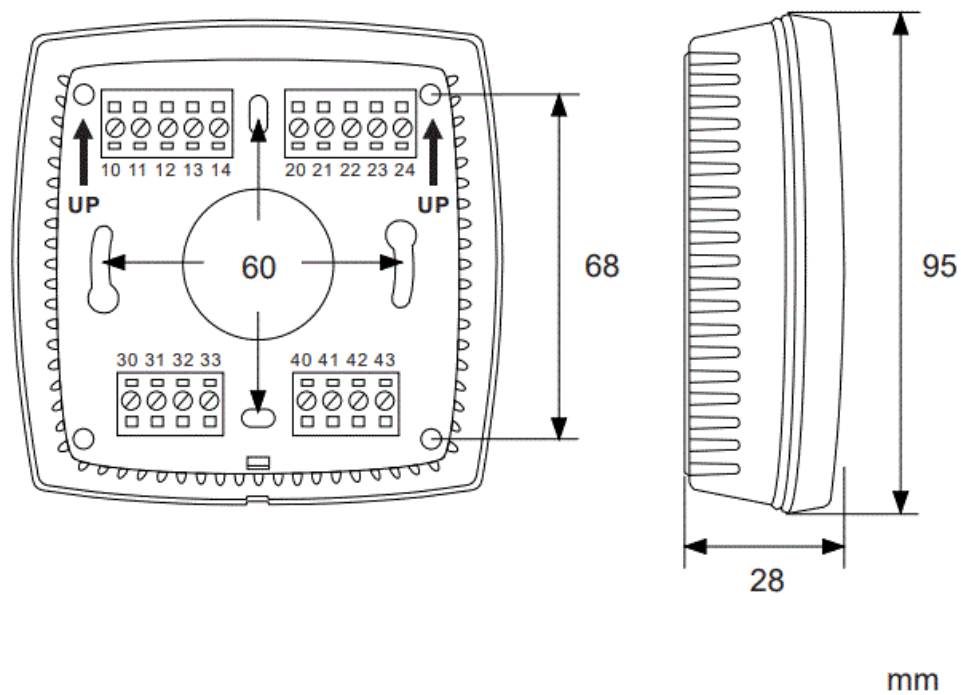
### FAQ

- Q: Where can I find more information about the CE marking on the product?  
A: You can find more information about the CE marking on the product by visiting [www.regincontrols.com](http://www.regincontrols.com).
- Q: How do I troubleshoot if the device is not functioning correctly?  
A: Check the connections, power supply, and settings. Refer to the troubleshooting section in the manual for detailed steps.

Box 116, SE-428 22 Kållerød, Sweden  
Tel: +46 31 720 02 00, Fax: +46 31 720 02 50  
[www.regincontrols.com](http://www.regincontrols.com), [info@regin.se](mailto:info@regin.se)

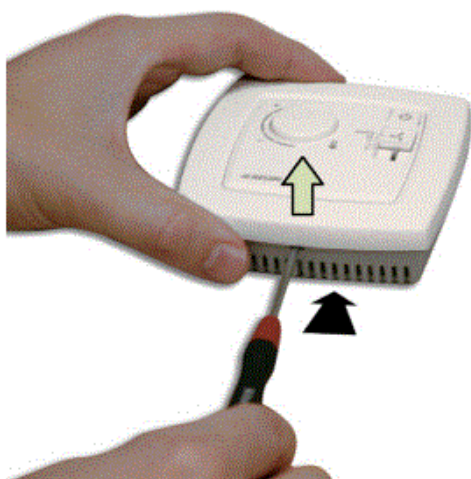
Ensure that the installation complies with local safety regulations. Information about the commissioning of the product can be found in the manual "Regio Midi Manual", which is available for download at

## DIMENSIONS




## INSTRUCTIONS

1.




2.




3.

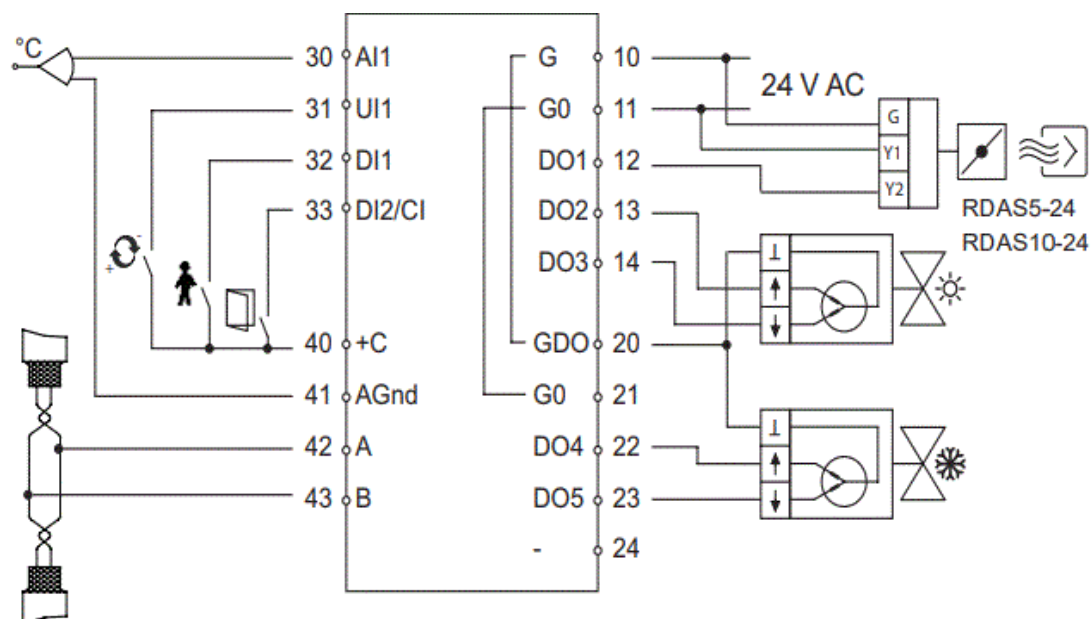
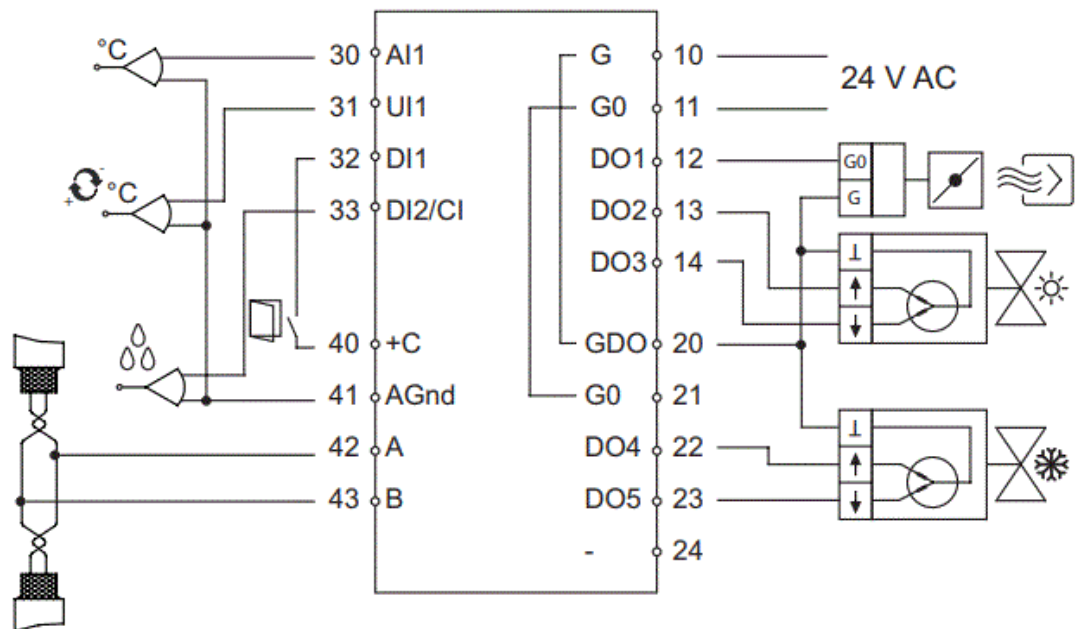


alt.

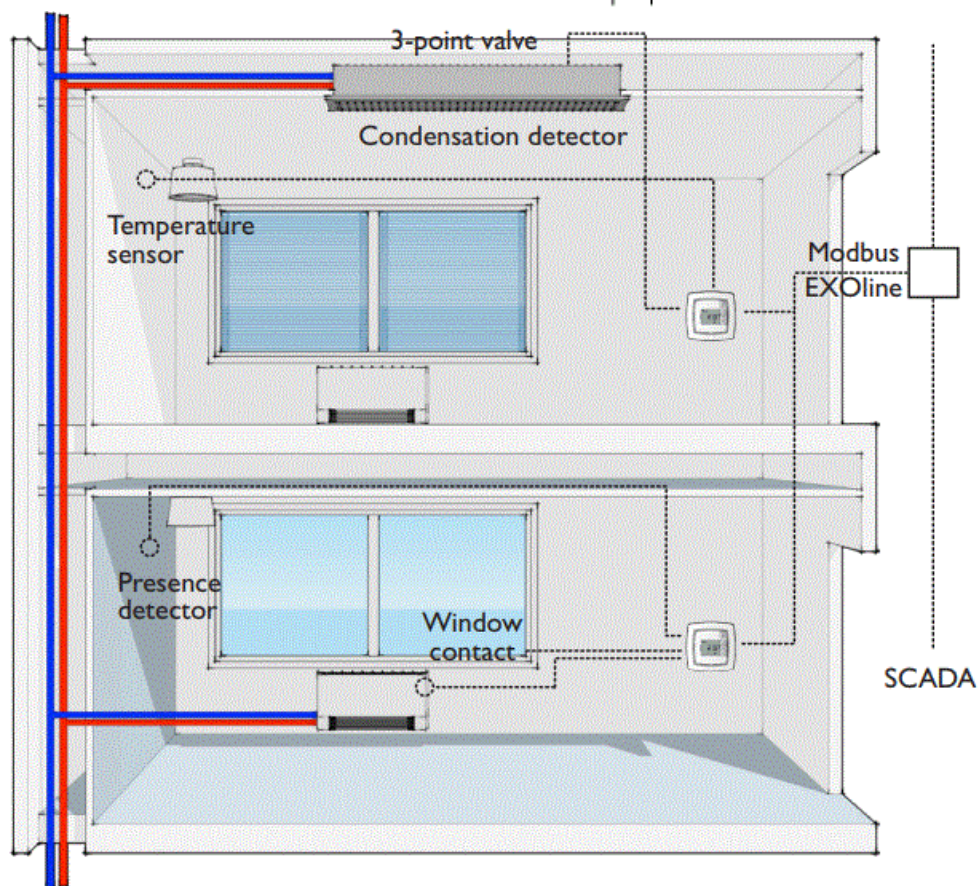
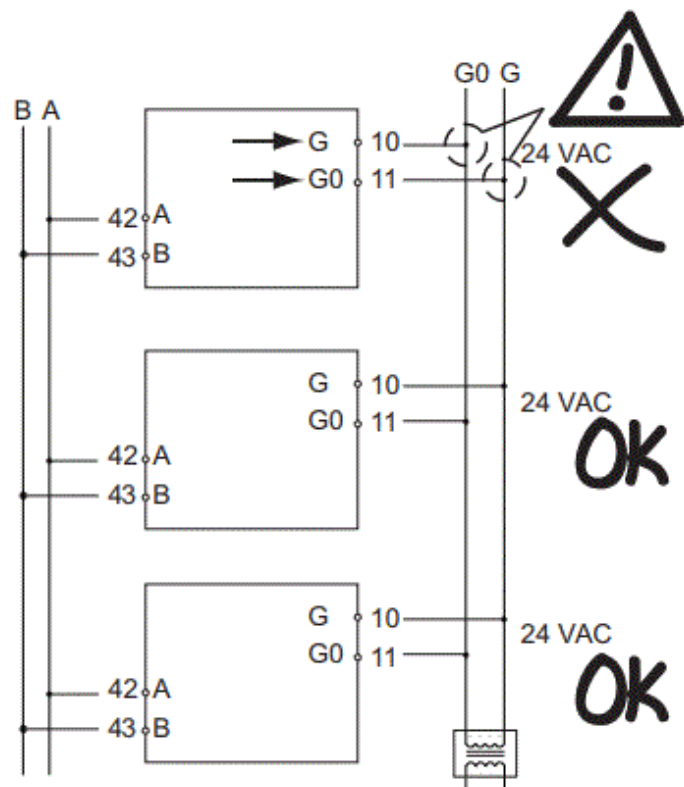


4.











5.



This product carries the CE mark. For more information, see [www.regincontrols.com](http://www.regincontrols.com).

## Documents / Resources



[REGIN RC-CTH Pre Programmed Room Controllers](#) [pdf] User Guide

RC-CTH Pre Programmed Room Controllers, RC-CTH, Pre Programmed Room Controllers, Programmed Room Controllers, Room Controllers

## References

- [Select country or region — Regin](#)
- [User Manual](#)

### [Manuals+](#), [Privacy Policy](#)

This website is an independent publication and is neither affiliated with nor endorsed by any of the trademark owners. The "Bluetooth®" word mark and logos are registered trademarks owned by Bluetooth SIG, Inc. The "Wi-Fi®" word mark and logos are registered trademarks owned by the Wi-Fi Alliance. Any use of these marks on this website does not imply any affiliation with or endorsement.