


Redsack PB-01 Portable Bidet



Redsack PB-01 Portable Bidet User Manual

[Home](#) » [Redsack](#) » Redsack PB-01 Portable Bidet User Manual 

Contents

- [1 Redsack PB-01 Portable Bidet](#)
- [2 Product Information](#)
- [3 Product Usage Instructions](#)
- [4 Product Description](#)
- [5 Product parameters](#)
- [6 Function description](#)
- [7 Cleaning steps.](#)
- [8 Documents / Resources](#)
 - [8.1 References](#)
- [9 Related Posts](#)

Redsack

Redsack PB-01 Portable Bidet



Product Information

Specifications:

- Product Name: Portable Bidet
- Product Model: PB-01
- Product Size: Diameter 65mm, Height 196.5mm
- Product Material: EVA+ABS+PP
- Product Capacity: 380ML

Product Usage Instructions

Function Description:

1. Open the cover to one side.
2. Unscrew the cap of the water pipe.
3. Fill with water.
4. Then screw on the cap.
5. When in use, pull out the sprinkler head. Rotate to the left to open the sprinkler head, and rotate to the right to close the sprinkler head. When rotating the nozzle switch, do not use too much force, just screw the switch in place. Start line and stop line.

6. Put the product upside down, align it with the part that needs to be cleaned, and squeeze to get the water out.

Cleaning Steps:

1. The first use can be cleaned with water (water temperature below 40 degrees).
2. If the surface of the product is dirty, it can be wiped clean with wet paper towels.
3. Do not boil the product.

FAQ

- **Can I use hot water in the portable bidet?**

Avoid using water above 40 degrees for cleaning in the bidet.

- **How do I clean the bidet after each use?**

You can wipe the bidet clean with wet paper towels after each use.

Model: PB-01

User's Manual

Product Description

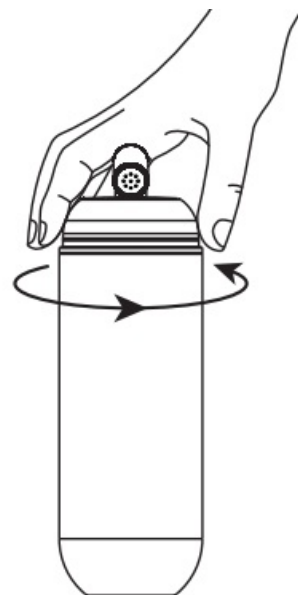
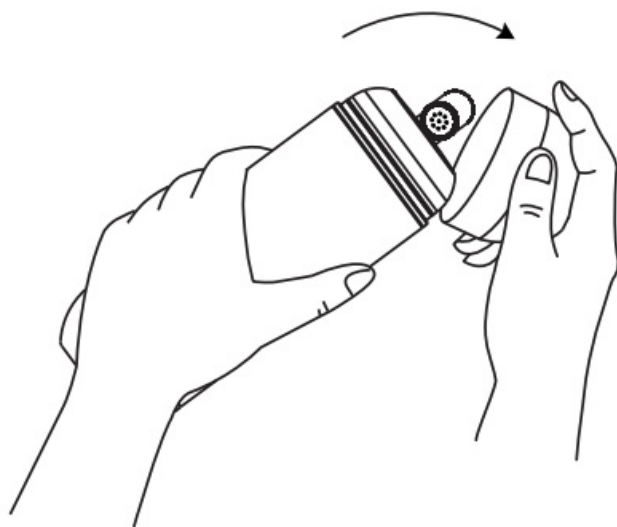
This is a portable bidet, suitable for buttocks and private parts cleaning, use water to rinse the affected area, and then wipe clean with paper towel.

Product parameters


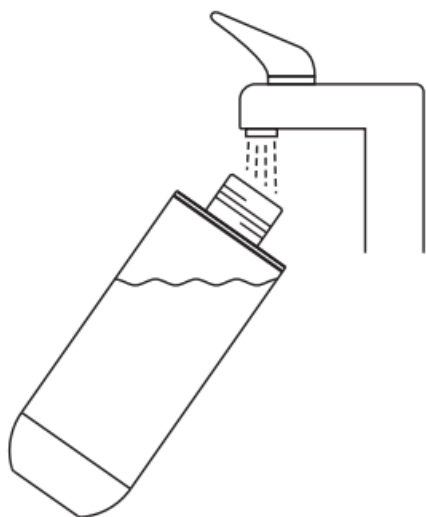
Product Name:	Portable Bidet
Product Model:	PB-01
Product Size:	Diameter 65mm, height 196.5mm
product Material:	EVA+ABS+PP
Product capacity:	380ML

Function description

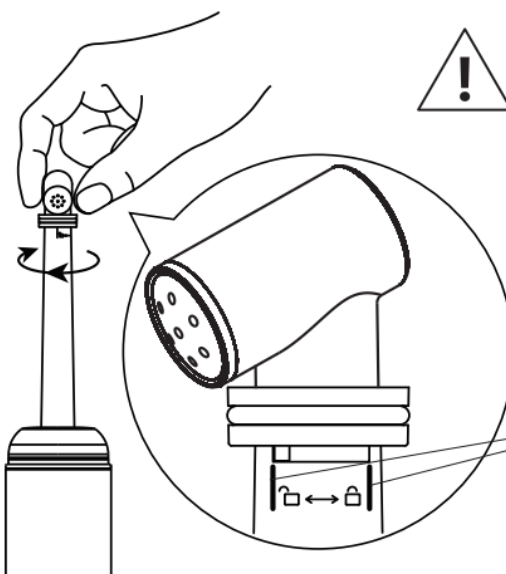
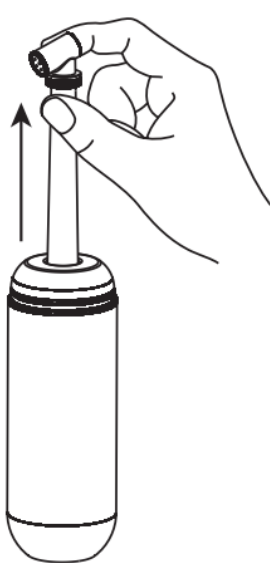
1. Open the cover to one side.
2. Unscrew the cap of the water pipe



3. Fill with water.
4. Then screw on the cap.



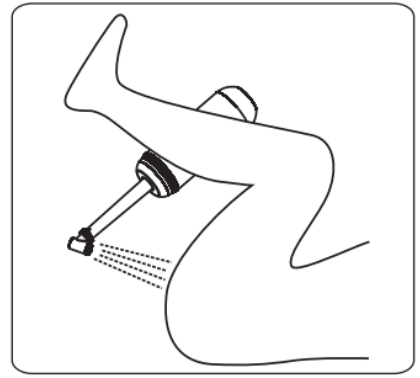
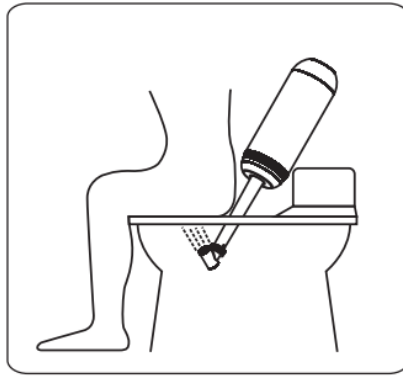
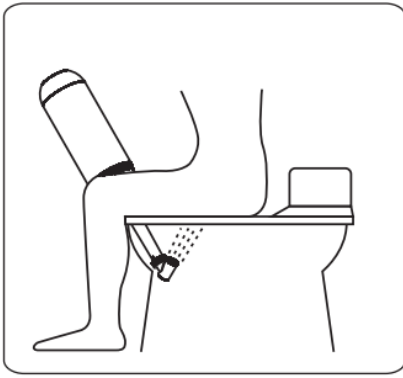
5. When in use, pull out the sprinkler head. Rotate to the left to open the sprinkler head, and rotate to the right to close the sprinkler head.



When rotating the nozzle switch, do not use too much force, just screw the switch in place.

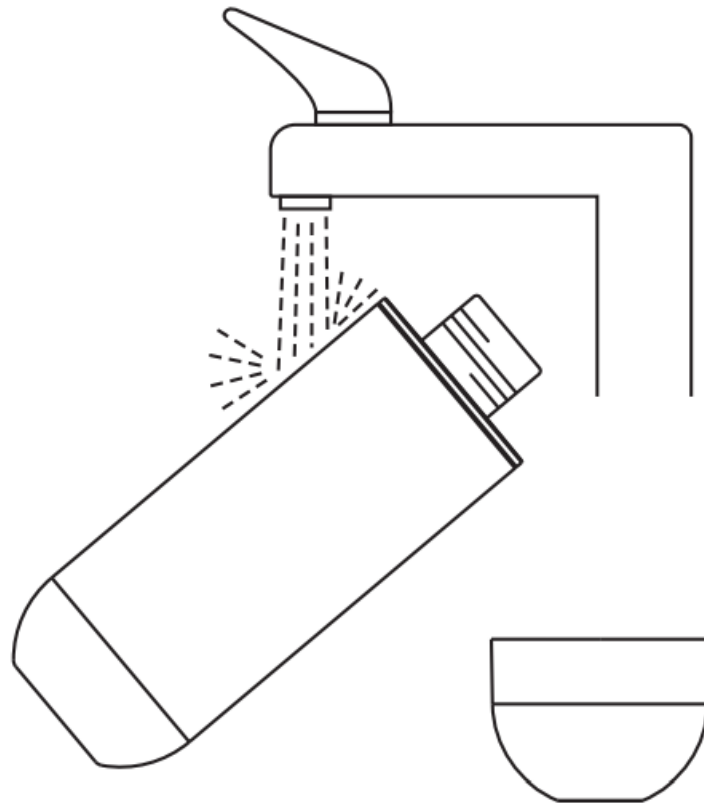
Start line and stop line

6. Put the product upside down, align it with the part that needs to be cleaned, and squeeze to get the water out.



Cleaning steps.

1. The first use can be cleaned with water(water temperature below 40 degrees)



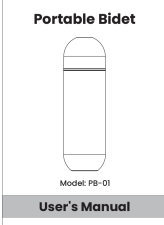
2. If the surface of the product is dirty, it can be wiped clean with wet paper towels



Can not be boiled



Documents / Resources

 <p>Portable Bidet</p> <p>Model: PB-01</p> <p>User's Manual</p>	<p>Redsack PB-01 Portable Bidet [pdf] User Manual PB-01 Portable Bidet, PB-01, Portable Bidet, Bidet</p>
--	--

References

- [User Manual](#)

[Manuals+.](#) [Privacy Policy](#)

This website is an independent publication and is neither affiliated with nor endorsed by any of the trademark owners. The "Bluetooth®" word mark and logos are registered trademarks owned by Bluetooth SIG, Inc. The "Wi-Fi®" word mark and logos are registered trademarks owned by the Wi-Fi Alliance. Any use of these marks on this website does not imply any affiliation with or endorsement.