



REDRAGON K644CGO-RGB-PRO Exclusive Xl.2 Big Keycap Mechanical Keyboard Instruction Manual

[Home](#) » [REDRAGON](#) » REDRAGON K644CGO-RGB-PRO Exclusive Xl.2 Big Keycap Mechanical Keyboard Instruction Manual 

Contents

- [1 REDRAGON K644CGO-RGB-PRO Exclusive Xl.2 Big Keycap Mechanical Keyboard](#)
- [2 USB connection](#)
- [3 OVERVIEW](#)
- [4 FCC Statement](#)
- [5 BATTERY SAFETY GUIDELINES](#)
- [6 Documents / Resources](#)
- [7 Related Posts](#)

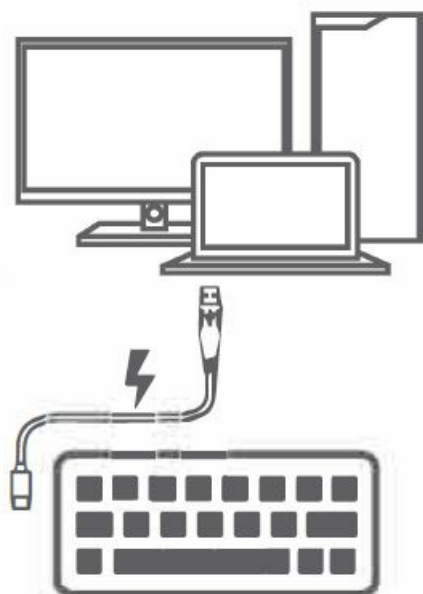


REDRAGON K644CGO-RGB-PRO Exclusive Xl.2 Big Keycap Mechanical Keyboard



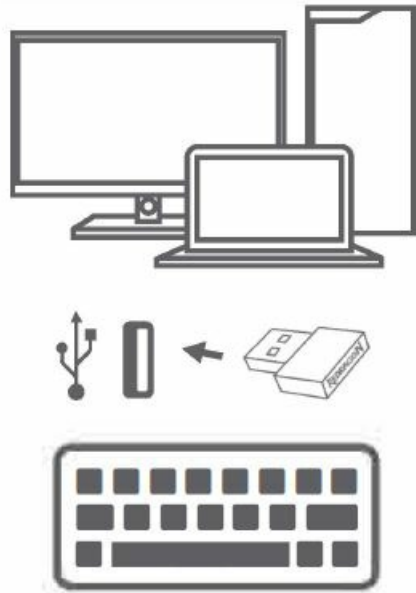
Plug & play, no need for software

USB connection



Wired mode, plug the keyboard to PC by USB-C cable in the packaging.

2.4G connection



Put the mode switch to 2.4G (BT/2.4G/ OFF), Long press FN+R for 3 seconds, plug the USB dongle to PC USB port, PC will detect to keyboard.

Bluetooth connectivity



Put the mode switch to BT (BT/2.4G/OFF), Long press FN+Q/W/E for 3 seconds, keyboard is active

OVERVIEW



FCC Statement

Changes or modifications not expressly approved by the party responsible for compliance could void the user's authority to operate the equipment. This equipment has been tested and found to comply with the limits for a Class B digital device, pursuant to Part 15 of the FCC Rules. These limits are designed to provide reasonable protection against harmful interference in a residential installation. This equipment generates uses and can radiate radio frequency energy and, if not installed and used in accordance with the instructions, may cause harmful interference to radio communications. However, there is no guarantee that interference will not occur in a particular installation. If this equipment does cause harmful interference to radio or television reception, which can be determined by turning the equipment off and on, the user is encouraged to try to correct the interference by one or more of the following measures:

- Reorient or relocate the receiving antenna.
- Increase the separation between the equipment and the receiver.
- Connect the equipment to an outlet on a circuit different from that to which the receiver is connected.
- Consult the dealer or an experienced radio/TV technician for help

This device complies with part 15 of the FCC rules. Operation is subject to the following two conditions (1) this device may not cause harmful interference, and (2) this device must accept any interference received, including interference that may cause undesired operation.

California Proposition 65

WARNING: Risk of Cancer from [Name of one or more chemicals known to cause cancer] And Reproductive Harm From [Name of one or more chemicals known to cause reproductive toxicity] Exposure-
www.P65Warnings.ca.gov.

BATTERY SAFETY GUIDELINES

- DO NOT replace the battery with a different model.
- DO NOT use this product if the battery shows signs of damage including, but not limited to tearing, deformation, leakage, or the smell of electrolytic material.
- DO NOT touch the battery if material is leaking and seek immediate medical attention if any material comes into contact with your skin or eyes.
- DO NOT expose the battery to liquid, heat sources, electricity (outside of the product itself), or other non-standard operating conditions.

- DO NOT remove the battery except for proper disposal and recycling as required by local laws and regulations.
- DO NOT impact, bend, alter, disassemble, or otherwise damage the battery as the contents are volatile, hazardous, and can be harmful.

CAUTION


Failing to follow all safety guidelines may result product damage, explosion, fire, and/or electric shock.

Learn more product's information on Redragon homepage



www.redragonzone.com

Documents / Resources

	<p>REDRAGON K644CGO-RGB-PRO Exclusive XI.2 Big Keycap Mechanical Keyboard [pdf] Instruction Manual</p> <p>K644CGO-RGB-PRO Exclusive XI.2 Big Keycap Mechanical Keyboard, K644CGO-RGB-PRO, Exclusive XI.2 Big Keycap Mechanical Keyboard, XI.2 Big Keycap Mechanical Keyboard, Big Keycap Mechanical Keyboard, Keycap Mechanical Keyboard, Mechanical Keyboard, Keyboard</p>
---	---

[Manuals+.](#)