



# REDPINGUO Wireless RF Item Locator Item Tracker User Manual

[Home](#) » [REDPINGUO](#) » REDPINGUO Wireless RF Item Locator Item Tracker User Manual 

## Contents

- [1 REDPINGUO Wireless RF Item Locator Item Tracker](#)
- [2 Instructions for Use](#)
- [3 Introduction](#)
- [4 Product Diagrams](#)
- [5 Specification](#)
- [6 Documents / Resources](#)
  - [6.1 References](#)

# REDPINGUO

REDPINGUO Wireless RF Item Locator Item Tracker



## Instructions for Use

### Batteries Installation

#### Transmitter

Requires 2 new AAA 1.5V batteries (not included).

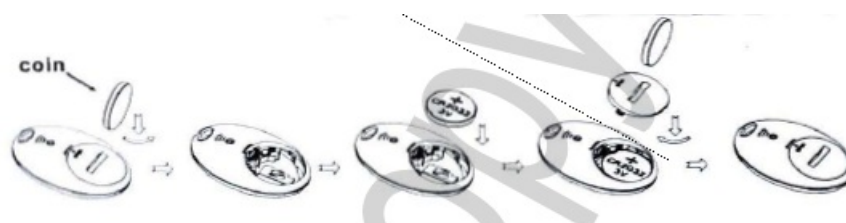
**Follow the steps below to install batteries into the transmitter.**

1. Remove the battery door located on the back of the transmitter.
2. Install the batteries according to the (+) and (-) marks inside the battery compartment.
3. Push the battery door back into place.

#### Receiver

Each receiver requires one CR2032 button cell battery (included).

1. Using a small coin, insert in the slot on the battery cover and unscrew it in the arrowed direction.
2. Put the battery into the battery compartment, make sure the + side of the battery is facing up.
3. Replace the battery cover and securely screw it into place.



## ( Installing new batteries)

### Warning

- Do not mix old and new batteries.
- Do not mix Alkaline, standard (carbon-zinc) or recharged batteries

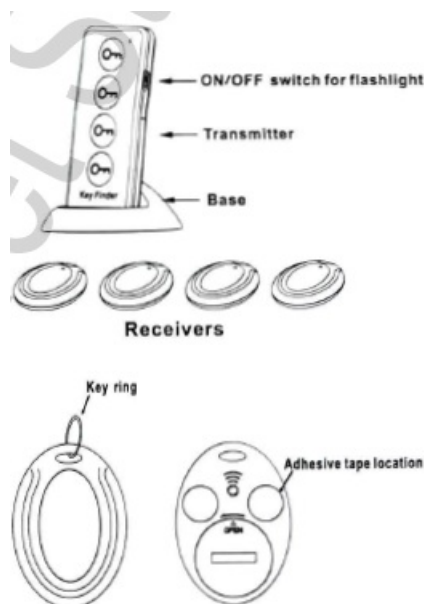


Protect the environment and respect the law. Please handle the old battery properly. Never discard it by throwing it into a garbage bin.

### Introduction

- This remote key finder can help you to find the lost keys, remotes, purse, eyeglass, cane, and other easily lost items quickly. With just one press on the color-coded button, the beep sound and flashes will lead you to find the lost items.
- This is a unique remote key finder with LED flashlight. The ON/OFF switch is located at the right side of the transmitter, which allows you to turn on and off the LED flashlight easily. This becomes extremely handy when you need to find something in the dark.
- The key finder with base support is also a good display for your tea table, TV bench, bed, computer desk, bookshelf, etc. The transmitter is removable from the base and can be carried with you to find lost items.

### Product Diagrams




### Operation

1. Attach the color-coded receivers to your frequently lost items with the key rings or double sided adhesive tape.
2. Press and release the corresponding color-coded button on the transmitter.
3. If the receiver is in range (30 meters), it will beep and meanwhile the LED indicator will flash.
4. If no beep is heard, change your location or use new batteries and press the button again.

## Specification

- **Battery:** AAA 1.5V•2pcs (for transmitter, not included); CR2032 (for receiver, included)
  - **Working range:** 15-30 meters (open space)
  - **Sound:** 75-BOdB
  - **Frequency:** 433.92MHz
- 

## Documents / Resources

	<p><a href="#">REDPINGUO Wireless RF Item Locator Item Tracker</a> [pdf] User Manual Wireless RF Item Locator Item Tracker, Wireless, RF Item Locator Item Tracker, Locator Item Tracker, Item Tracker</p>
---	--

## References

- [User Manual](#)