



Recoil RGBLED-4C Waterproof RGB LED Controller User Manual

[Home](#) » [RECOIL](#) » Recoil RGBLED-4C Waterproof RGB LED Controller User Manual 

Contents

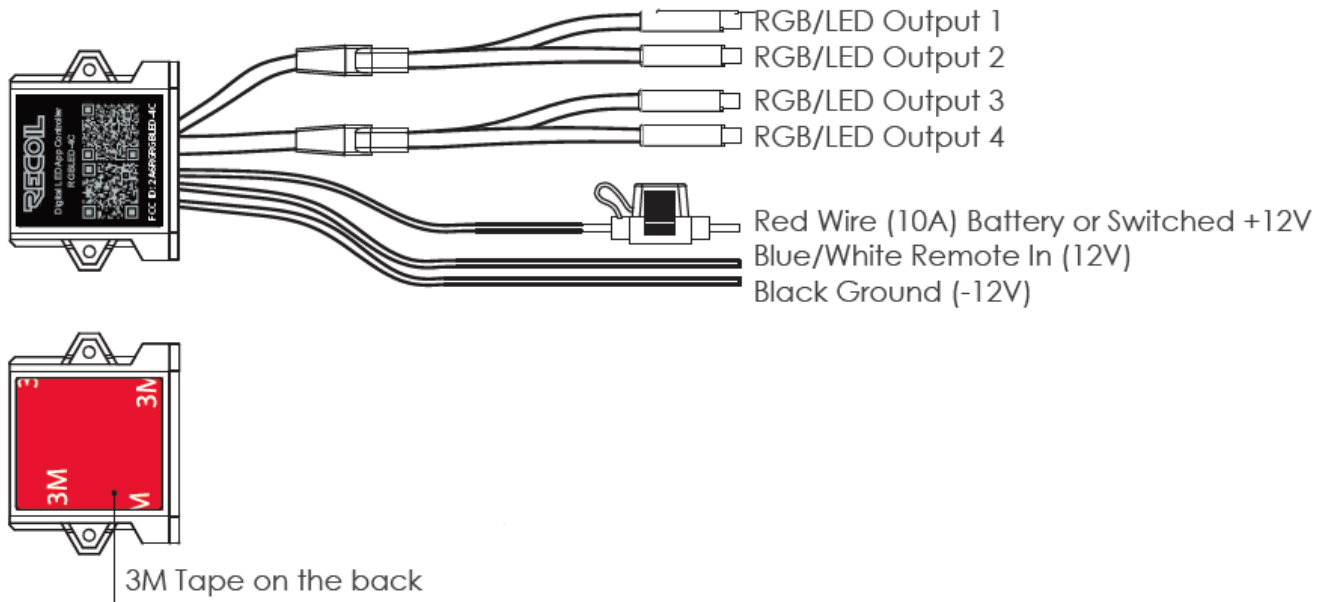
- [1 Recoil RGBLED-4C Waterproof RGB LED Controller](#)
- [2 INSTRUCTION](#)
- [3 EZ RGB APP](#)
- [4 FEATURE](#)
- [5 LED CONTROLLER – REMOTE](#)
- [6 FCC COMPLIANCE STATEMENT](#)
- [7 Documents / Resources](#)
- [8 Related Posts](#)

RECOIL

Recoil RGBLED-4C Waterproof RGB LED Controller

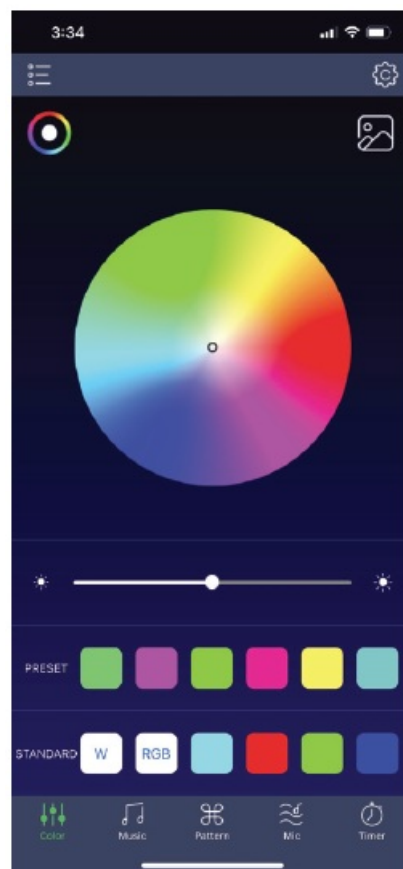


INSTRUCTION



NOTE: This controller can ONLY output 10A total current! Make sure to calculate LED current draw.

EZ RGB APP



GET THE EZ RGB APP

Scan the QR Code, or visit Google Play or iTunes to download the EZ RGB app. Once the app is installed, power up the control box and open the app. The control box should auto-connect and be listed in the Group Device List.

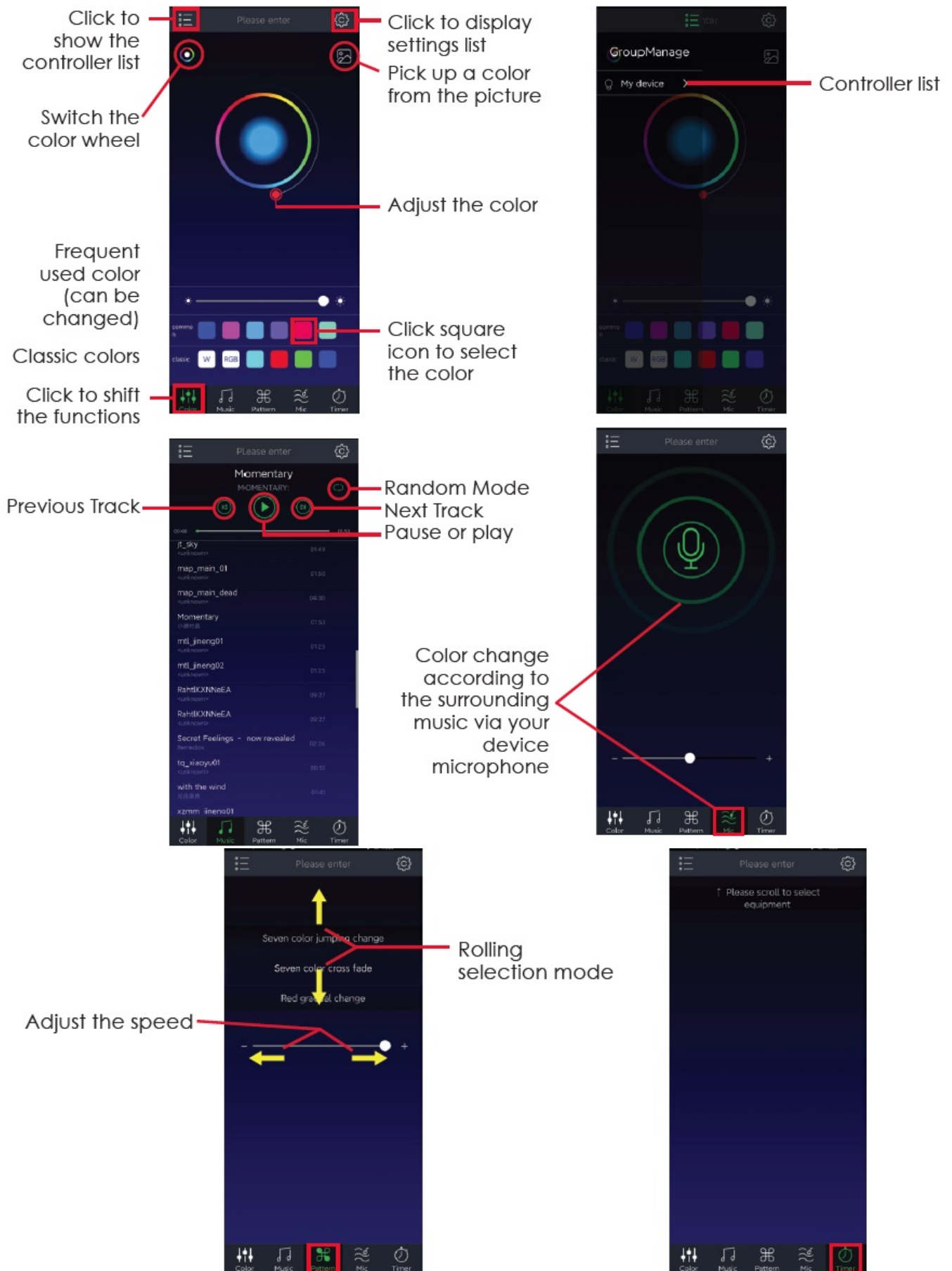
App Store



Google Play

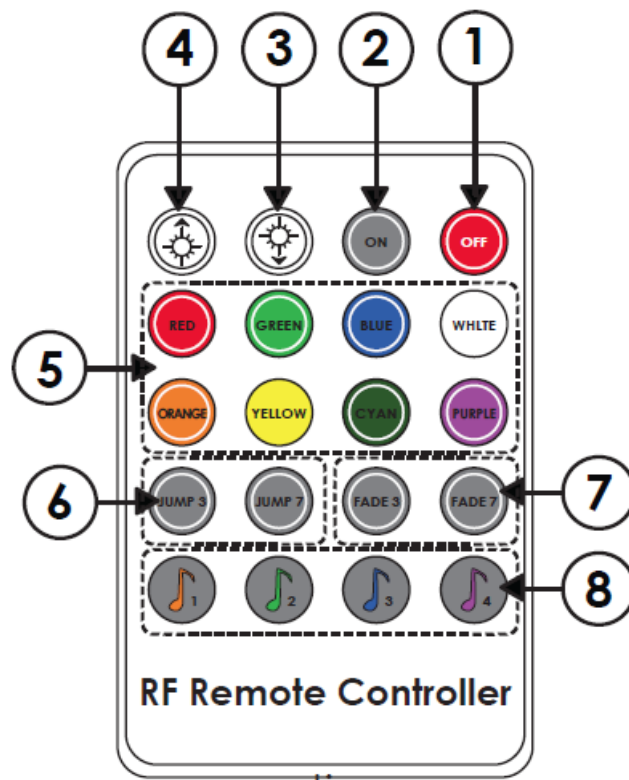


FEATURE



LED CONTROLLER – REMOTE

Button:



1. Power Off
2. Power On
3. Brightness – (Down)
4. Brightness + (Up)
5. Color Selection (Red, Green, Blue, White, Orange, Yellow, Cyan, Purple)
6. Jump 3/7: 3 and/or 7 Color Flash
7. Fade 3/7: 3 and/or 7 Color Fade
8. Music Modes (Different Patterns to Sync with Music)

Please contact Recoil directly if you have any questions regarding the operation of RGBLED-4C controller. Thank you!

FCC COMPLIANCE STATEMENT

Note: This equipment has been tested and found to comply with the limits for a Class B digital device, pursuant to Part 15 of the FCC Rules. These limits are designed to provide reasonable protection against harmful interference in a residential installation. This equipment generates, uses, and can radiate radio frequency energy, and if not installed and used in accordance with the instructions, may cause harmful interference to radio communications. However, there is no guarantee that interference will not occur in a particular installation. If this equipment does cause harmful interference to radio or television reception, which can be determined by turning the equipment off and on, the user is encouraged to try to correct the interference by one or more of the following measures:

- Reorient or relocate the receiving antenna.
- Increase the separation between the equipment and receiver.
- Connect the equipment into an outlet on a circuit different from that to which the receiver is connected.
- Consult the dealer or an experienced radio/TV technician for help.

Changes or modifications not expressly approved by the party responsible for compliance could void the user's authority to operate the equipment. This device complies with Part 15 of the FCC Rules. Operation is subject to

the following two conditions:

- 1. this device may not cause harmful interference, and
- 2. this device must accept any interference received, including interference that may cause undesired operation.

Radiation Exposure Statement

The device has been evaluated to meet general RF exposure requirements in portable exposure conditions without restriction.

Documents / Resources

	<p>Recoil RGBLED-4C Waterproof RGB LED Controller [pdf] User Manual RGBLED-4C, RGBLED4C, 2A6RGRGBLED-4C, 2A6RGRGBLED4C, RGBLED-4C Waterproof RGB LED Controller, RGBLED-4C, Waterproof RGB LED Controller</p>
---	---