



# REAL-EL X-747 Portable Speaker System with Bluetooth User Manual

[Home](#) » [REAL-EL](#) » REAL-EL X-747 Portable Speaker System with Bluetooth User Manual 



## X-747 Portable Speaker System with Bluetooth User Manual



### Contents

- [1 X-747 Portable Speaker System with Bluetooth](#)
- [2 BUYER RECOMMENDATIONS](#)
- [3 PACKAGE CONTENTS](#)
- [4 SAFETY PRECAUTIONS](#)
- [5 TECHNICAL DESCRIPTION](#)
- [6 CONNECTION AND OPERATION](#)
- [7 SPECIFICATION](#)
- [8 Documents / Resources](#)
  - [8.1 References](#)
- [9 Related Posts](#)

## **X-747 Portable Speaker System with Bluetooth**

**Congratulations on your purchase of the REAL-EL speaker system!**

### **COPYRIGHT**

© 2022. ENEL GROUP OU.

This Manual and information contained in are copyrighted. All rights reserved.

### **TRADEMARKS**

All trademarks are the property of their legal holders.

## **BUYER RECOMMENDATIONS**

- Unpack the device carefully. Make sure there are no accessories left in the box. Check up the carried out the delivery; if the product functions incorrectly, address the dealer at once.
- Check up the package contents and availability of the warranty card.
- Do not switch on the speaker system immediately after you bring it into a room from environment with negative temperature! After unpacking, the speaker system should be kept in conditions of room temperature for at least 4 hours.
- Before installing and using the speaker system, read this Manual carefully and keep it for future reference.

## **PACKAGE CONTENTS**

- Portable speaker system with Bluetooth — 1 pc
- 3.5 mm mini-jack to 3.5 mm mini-jack signal cable — 1 pc
- USB to USB Type C power cable — 1 pc
- User manual — 1 pc
- Warranty card — 1 pc

## **SAFETY PRECAUTIONS**





- Do not open the portable speaker system (PSS) and do not perform repairs by yourself. Service on [www.real-el.com](http://www.real-el.com)
- Make sure that foreign objects do not get inside the holes of the PSS.
- Protect the PSS from high humidity, water and dust.
- Protect the PSS from heating: do not place it closer than 1 m from a heat source. Do not expose it to direct sunlight.
- Do not use any chemical agents for cleaning. Clean it with dry soft cloth only.
- In case of PSS does not work properly. Please contact place of purchase or service center.

## **Special features**

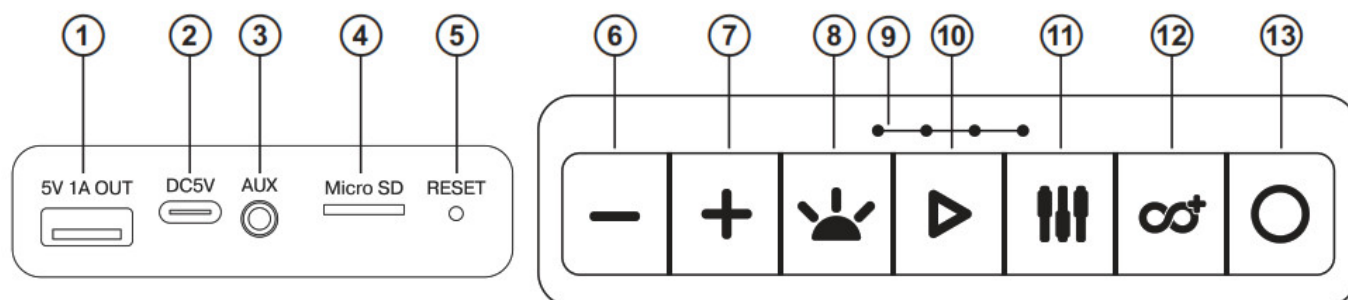
Bluetooth TWS	Handsfree Microphone
Soft Bass beating	Bluetooth / Micro SD / Aux
Excellent Build Quality	Voice assistant control
IPX 5 waterproof	EQ adjustment
RGB Lighting	Built in Power bank

## TECHNICAL DESCRIPTION

### Control panel

1. \*USB port of Power Bank
2. Charging DC 5V
3. AUX: 3.5 mm mini-jack for audio signal connecting (phone, MP3 player, etc.)
4. Micro SD card slot
5. RESET: Reset to factory settings
6. – : Previous track (long press in Player and Bluetooth mode; Volume decrease button (short press)
7. + : Next track (long press in Player and Bluetooth mode);Volume increase button (short press)
8.  : Backlight ON/OFF
9. Battery indicator
10.  : Play/Pause (Voice assistant control/Call control)
11.  : EQ: Sound Effect mode
12.  : TWS Connect an additional speaker (Bluetooth mode only)
13. Power ON/OFF

\* USB output is for power bank function only! Do not plug in USB flash!



## CONNECTION AND OPERATION



### Charging the battery

- Before operation, fully recharge the battery. The charger is not included. Charge this device with a DC 5V universal charger with output current 2
- Insert the charging cable into the charger connector, connect the other end to the charger, the charging indicator will be activated.

## Bluetooth mode

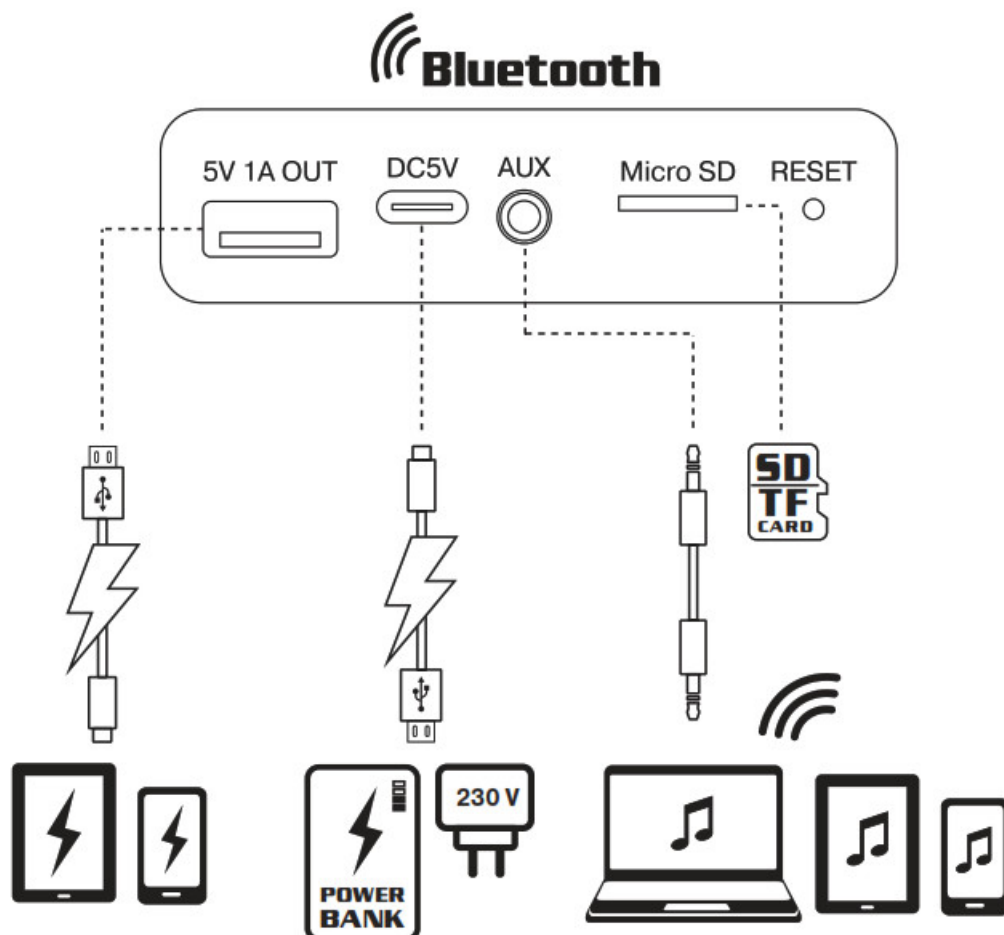
- Switch ON device with the **13** button. The device will turn into search mode.
- Select a Bluetooth device search mode on the audio source (mobile phone, tablet, etc.). The display will show the name “REAL-EL X-747” which need to establish a connection with. After a successful connection, the loudspeaker will sound a signal.

## TWS Bluetooth connection

- Turn on two identical REAL-EL X-747 systems and activate Bluetooth mode.
- On one system, press  button, then the unit will switch to TWS mode. There will be a sound once two systems successfully connected.
- Connect a Bluetooth audio source to listen.
- To exit TWS mode, press  button.

## Activating Voice Assistant

- Make Bluetooth connection with your mobile phone.
- Long-press Play/Pause button to activate voice assistant. The availability and name of the voice assistant depends on the operating system of your mobile device.




## Hand-free call

- Under Bluetooth connection status, if there is an incoming call, short-press Play/Pause button to accept the call or long-press Play/Pause button to reject the call.
- During the call, long-press Play/Pause button to switch to talking on the phone.
- Short-press Play/Pause button or operate on mobile phone to end the call.

## Reset

- If the speaker does not turn off or respond, user can short-press the Reset jack with a small round pin to reset the speaker.

## Playback mode

- Insert a SD card drive into the corresponding slot, the audio track will be played automatically. In the playback mode, press the “+” or “-” button to select the desired tracks.
- Press the  button to play or pause. Note: During Bluetooth playback mode, if you insert a SD card, Bluetooth will be turned off and USB will play.

## AUX mode

- For compatible music devices, use an audio cable with the 3.5 mm mini jack supplied in the box. Connect the cable to the audio input of the AUX and to any audio source with a 3.5 mm mini jack the screen will display LINE automatically.

**Note:** You must turn off the power button “OFF/ ON.” If the system is not used for a long time.

## SPECIFICATION

Parameter	Value
Output power (RMS)	50 (2 x 25) W
Frequency range	70-20 000 Hz
Dimension of the speaker drivers	2 x 0 89 mm
Supported Bluetooth Profiles	V 5.0 + BR + EDR / A2DP
Connection types	Bluetooth / Micro SD / Aux
Power supply	USB Type C/ 5 V DC, 2 A
Battery	Lithium-ion 2*3600 mAh, DC 3.7 V
Bluetooth operation distance	up to 10 m
Case material	ABS plastic
Dimensions of the product	390 x 137 x 175 mm
Weight	3 kg

Notes:


- Technical specifications given in this table are supplemental information and cannot give occasion to claims.
- Technical specifications and package contents are subject to change without notice due to the improvement of REAL-EL production.



Technical support: [www.real-el.com](http://www.real-el.com)

Manufacturer: ENEL GROUP OU, Harju maakond, Rae vald, JOH alevik, Arukula tee 55a, 75301, Estonia.  
® Registered Trademark of ENEL GROUP OU. Estonia.

Documents / Resources

	<p><a href="#">REAL-EL X-747 Portable Speaker System with Bluetooth</a> [pdf] User Manual</p> <p>X-747 Portable Speaker System with Bluetooth, X-747, Portable Speaker System with Bluetooth, Portable Speaker System, Speaker System</p>
---	---

References

-  [REAL-EL](#)