

RBI Submersible Motor Control Box Wiring Connection Owner's Manual

Contents

- [1 RBI Submersible Motor Control Box Wiring Connection](#)
- [2 Specifications](#)
- [3 FAQ](#)
- [4 Features](#)
- [5 WIRE/CABLE](#)
- [6 INSTALLATION](#)
- [7 Documents / Resources](#)
 - [7.1 References](#)
- [8 Related Posts](#)



RBI Submersible Motor Control Box Wiring Connection

Specifications

- **Product Name:** RBI Receptacle Box Installer
- **Models:** Standard Model (#42300), Deluxe Model
- **Part Numbers:** Standard – #44050, Deluxe – #44058
- **Features of Standard Model:**
 - 4 Screw Holes for Easy Attachment
- **Features of Deluxe Model:**
 - Enhanced stability to prevent accidents like jack-stand kick outs
 - Tug-Wise attachment for instant cable pulling


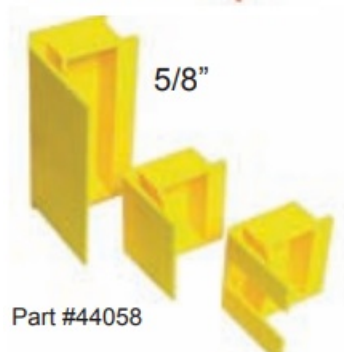
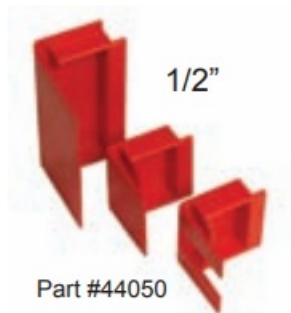
FAQ

- **Q:** How do I prevent accidents like jack-stand kickouts with the Deluxe Model?
- **A:** The Deluxe Model features enhanced stability and a Tug-Wise attachment system that minimizes the risk of accidents. Ensure proper attachment and stability before use.
- **Q:** Can I use the RBI Receptacle Box Installer for other applications?
- **A:** The RBI Receptacle Box Installer is specifically designed for cable-pulling applications. It is recommended to use it as intended for optimal performance and safety.

Receptacle Box Installer

Features

- Easy to use. Speeds up installation time and productivity.
- This reusable tool sets all your receptacle boxes perfectly the first time every time.
- The “quick check” feature will let you know immediately if the box is placed correctly.
- Can be used with many different styles of receptacle boxes; both wall and ceiling. Even works on double and triple studs and beams.
- Available in 5/8” and 1/2” sizes and in 3 styles.




WIRE/CABLE

Your “Racky Yanker!”

Your "Racky Yanker!"



PULLING PARTNER



Part #42300

Features

- Pull small wire with just one person
- Guide wire and cable through boxes, fixtures, panels, connectors, and more.
- Stops wire from touching metal edges
- Available in 1/2", 3/4", and 1" sizes

INSTALLATION

Standard Model



Features

- Size: 15" x 15"
- Handles up to 500 lbs reels
- Works with wooden and plastic reels

Deluxe Model



Features

- Size: 21.5" x 21.5"
- Handles up to 1500 lbs reels
- Made of 3/8" thick alluminum alloy
- Built to handle anything

4 Screw Holes for Easy Attachment



Standard #11931
Deluxe #11932

Ever had a jack-stand kick out on you? An accident like that can save you a lot of time, and towing a clunky reel trailer behind your vehicle is no faster! Why risk it? Simply attach the Tug-Wise to the base of your reel and be ready to pull cable instantly

Documents / Resources



[RBI Submersible Motor Control Box Wiring Connection](#) [pdf] Owner's Manual
Submersible Motor Control Box Wiring Connection, Submersible Motor Control Box Wiring Con
nection, Motor Control Box Wiring Connection, Box Wiring Connection, Connection

References

- [User Manual](#)

