



# RAZER USB C DOCK User Guide

[Home](#) » [Razer](#) » RAZER USB C DOCK User Guide 

## Contents

- 1 RAZER USB C DOCK
- 2 WHAT'S INSIDE
- 3 WHAT'S NEEDED PRODUCT REQUIREMENTS
- 4 LET'S GET YOU COVERED
- 5 TECHNICAL SPECIFICATIONS
- 6 SETTING UP YOUR RAZER USB C DOCK
- 7 SAFETY AND MAINTENANCE
- 8 LEGALESE
- 9 LIMITED PRODUCT WARRANTY
- 10 Documents / Resources
  - 10.1 References
- 11 Related Posts



## RAZER USB C DOCK

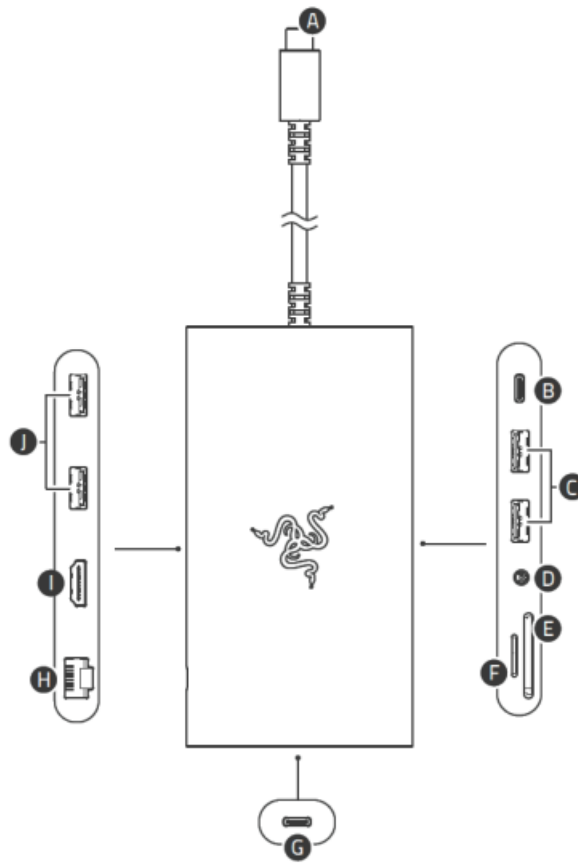


Maximize your port selection both at home or on-the-go with the Razer USB C Dock. This portable powerhouse features HDMI, Gigabit Ethernet, a 3.5mm audio jack, additional USB-A and USB C ports – all in a lightweight but durable package to complete any Windows or Mac device setup.

## WHAT'S INSIDE

### Razer USB C Dock

- A. USB 3.2 Type C connector
- B. USB 3.2 Type C port
- C. 2x USB 2.0 Type A ports
- D. 3.5mm audio combo jack powered by Razer 7.1 Surround Sound
- E. SD UHS-I card slot
- F. MicroSD UHS-I card slot
- G. USB Type C Power Delivery (PD) port\*
- H. Gigabit Ethernet (RJ-45) port
- I. HDMI™ port (supports 4k@60Hz)
- J. 2x USB 3.2 Type A ports



### Important Product Information Guide

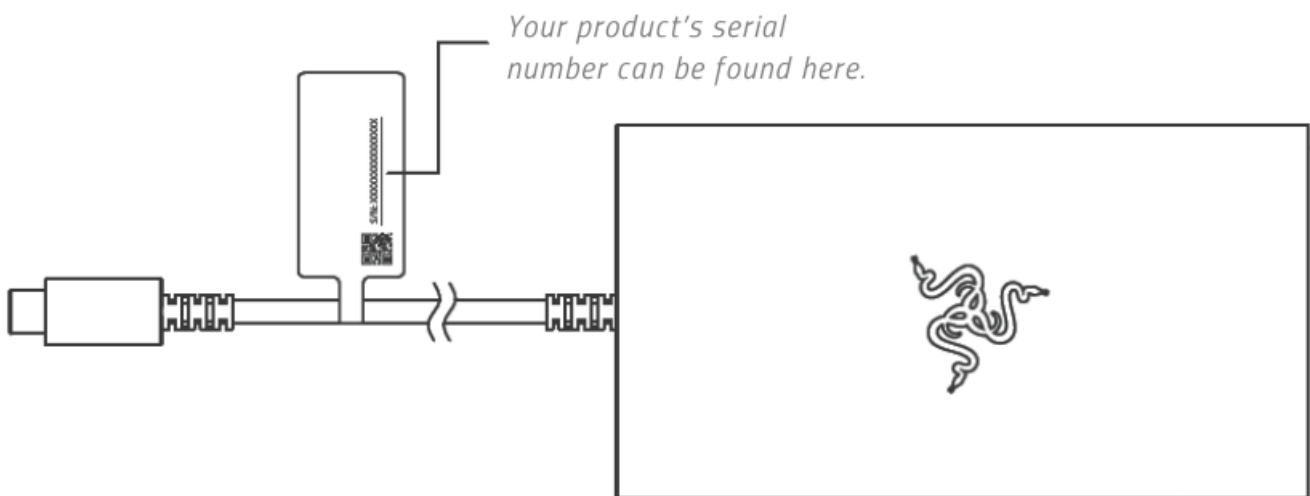
\*Supports 20V USB PD 3.0 charging of up to 100W

### WHAT'S NEEDED PRODUCT REQUIREMENTS

Devices\* with an operating system and a USB Type-C port

\*Full compatibility list available here: [razer.com/gaming-pc-accessories/razer-usb-c-dock](https://razer.com/gaming-pc-accessories/razer-usb-c-dock)

### LET'S GET YOU COVERED





Register your product and score exclusive benefits [razerid.razer.com/warranty](https://razerid.razer.com/warranty)

## TECHNICAL SPECIFICATIONS

### Connection Type: USB C

#### Input & Output

- USB C (Input)
- 1 x USB C 3.2 (10Gbps), 1 x USB C with 85 W PD (100 W PD IN)
- 2 x USB-A 3.2 Gen 2
- 2 x USB-A 2.0
- 1 x Gigabit Ethernet
- SD Card Reader, UHS-I
- MicroSD
  - **Audio:** 3.5mm headphone/microphone combo port with 7.1 surround sound


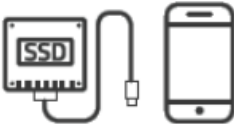




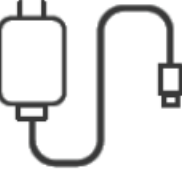



#### Display Output Via HDMI, Supported Resolutions

- 3840x2160p – 60Hz, 50Hz, 30Hz, and 24Hz refresh rates
- 2560x1440p – 144Hz, 120Hz, and 60Hz refresh rates
- 1920x1080p – 240Hz, 144Hz, 120Hz, 60Hz, 50Hz, 30Hz, and 24Hz refresh rates
- 1366x768p – 240Hz, 144Hz, 120Hz, and 60Hz refresh rates
- 1280x720p – 240Hz, 144Hz, 120Hz, 60Hz, and 50 Hz refresh rates

#### Compatibility

- Windows 10 or later PCs with USB C
- Mac Svstems w/MacOS 10.13 or later
- **Laptop Power Delivery:** Up to 85 Watts via
- **USB C USB C Cable Length:** 0.2m / 0.66 ft.
- **Finish:** Black or Mercury Aluminum Alloy
- **Dimensions:** 130mm x 70mm x 15.5mm
- **Weight:** 185g / 0.41 lbs.

## SETTING UP YOUR RAZER USB C DOCK

ITEM	SUPPORTED DEVICES	DESCRIPTION
A. USB 3.2 Type C connector		Connect to a USB Type C host device/computer that supports DisplayPort (DP Alt Mode) and USB Power Delivery (PD) (Up to 85W for charging devices)
B. USB 3.2 Type C port		Connect to a USB Type C device that supports data transfer of up to 10Gb/s and 1.5A power output
C. USB 2.0 Type A ports		Connect to a USB Type A device that supports data transfer of up to 480Mb/s
D. 3.5mm audio combo jack powered by Razer 7.1 Surround Sound		Plug in an audio speaker or microphone; or plug in a headphone to experience 7.1 surround sound
E. SD UHS-I card slot		Insert an SD card to copy files to and from your device at a transfer rate of up to 104MB/s
F. microSD UHS-I card slot		Insert a microSD card to copy files to and from your device at a transfer rate of up to 104MB/s
G. USB Type C Power Delivery (PD) port		Connect to a USB Type C PD charger to charge your (PD) port devices. Supports 20V USB PD 3.0 charging of up to 100W
H. Gigabit Ethernet (RJ-45) port		Connect to a router or modem at 10/100/1000 Mb/s Half/full duplex transmission
I. HDMI™ port		Connect to a device to stream videos up to 4K resolution at 60Hz refresh rate
J. USB 3.2 Type A ports		Connect to a USB Type A device that supports data transfer of up to 10 Gb/s

## SAFETY AND MAINTENANCE

### SAFETY GUIDELINES

In order to achieve maximum safety while using your Razer USB C Dock, we suggest that you adopt the following guidelines: Should you have trouble operating the device properly and troubleshooting does not work, unplug the device and contact the Razer hotline or go to for assistance. Do not take apart the device (doing so will void your warranty) and do not attempt to operate it under abnormal current loads. Keep the device away from liquid, humidity or moisture. Operate the device only within the specific temperature range of 0°C (32° F) to 40°C (104

°F). Should the temperature exceed this range, unplug and/or switch off the device in order to let the temperature stabilize to an optimal level.

## **MAINTENANCE AND USE**

The Razer USB C Dock requires minimum maintenance to keep it in optimum condition. Once a month we recommend you unplug the device from the computer and clean it using a soft cloth or cotton swab to prevent dirt buildup. Do not use soap or harsh cleaning agents.

## **LEGALESE**

### **COPYRIGHT AND INTELLECTUAL PROPERTY INFORMATION**

©2024 Razer Inc. All rights reserved. Razer, the triple-headed snake logo, Razer logo, and “For Gamers. By Gamers.”, are trademarks or registered trademarks of Razer Inc. and/or affiliated companies in the United States or other countries. All other trademarks are the property of their respective owners.

Windows and the Windows logo are trademarks of the Microsoft group of companies.

THX® and the THX® Logo are the property of THX® Ltd., registered in the U.S. and other countries.

The terms HOM I, HDMI High-Definition Multimedia Interface, HDMI Trade dress and the HDMI Logos are trademarks or registered trademarks of HOM I Licensing Administrator, Inc.



Razer Inc. (“Razer”) may have copyright, trademarks, trade secrets, patents, patent applications, or other intellectual property rights (whether registered or unregistered) concerning the product in this guide. Furnishing of this guide does not give you a license to any such copyright, trademark, patent or other intellectual property right. The Razer USB C Dock (the “Product”) may differ from pictures whether on packaging or otherwise. Razer assumes no responsibility for such differences or for any errors that may appear. Information contained herein is subject to change without notice.

### **LIMITED PRODUCT WARRANTY**

For the latest and current terms of the Limited Product Warranty, please visit [razer.com/warranty](https://razer.com/warranty).

### **LIMITATION OF LIABILITY**

Razer shall in no event be liable for any lost profits, loss of information or data, special, incidental, indirect, punitive or consequential or incidental damages, arising in any way out of distribution of, sale of, resale of, use of, or inability to use the Product. In no event shall Razer’s liability exceed the retail purchase price of the Product.

### **GENERAL**

These terms shall be governed by and construed under the laws of the jurisdiction in which the Product was purchased. If any term herein is held to be invalid or unenforceable, then such term (in so far as it is invalid or unenforceable) shall be given no effect and deemed to be excluded without invalidating any of the remaining terms. Razer reserves the right to amend any term at any time without notice.



[RAZER USB C DOCK](#) [pdf] User Guide  
USB C DOCK, USB C, DOCK

## References

- [Razer USB C Dock - 11-Port Docking Station for Laptops and Desktops | Razer United States](#)
- [User Manual](#)