

RAZER Mechanical Keyboard Switch User Guide


[Home](#) » [Razer](#) » RAZER Mechanical Keyboard Switch User Guide 

Contents

- [1 RAZER Mechanical Keyboard Switch](#)
- [2 WHAT'S INSIDE](#)
- [3 ASSEMBLY](#)
- [4 LEGALESE](#)
- [5 WARRANTY](#)
- [6 Documents / Resources](#)
 - [6.1 References](#)



RAZER Mechanical Keyboard Switch

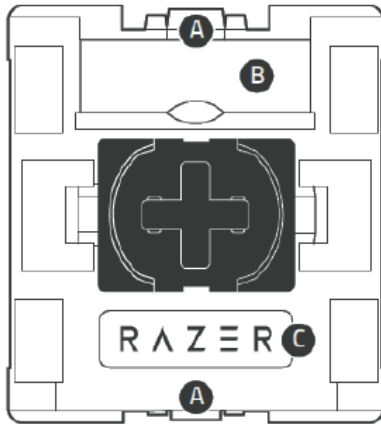


Years after its revolutionary debut, the iconic Razer™ Mechanical Switch continues to switch up the state of play. Now unleashing the unfair advantage for your custom keyboard through unmatched customizability, meet the latest evolution in a cutting-edge lineage that will change the game once again.

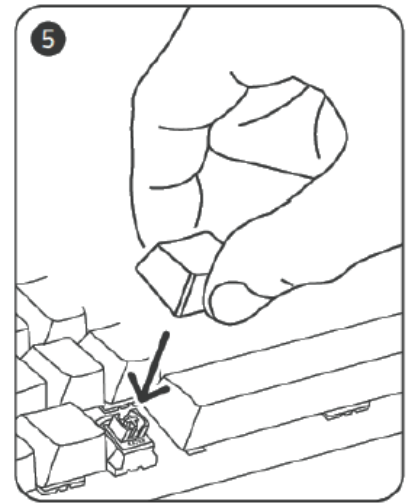
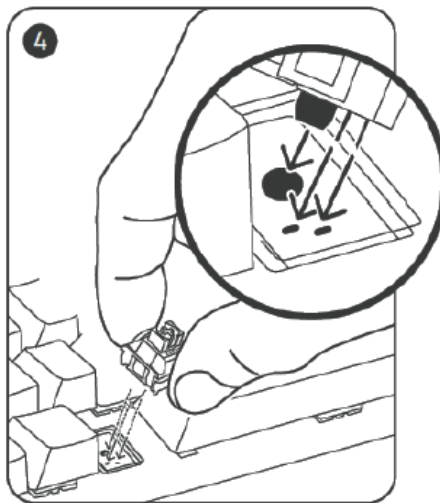
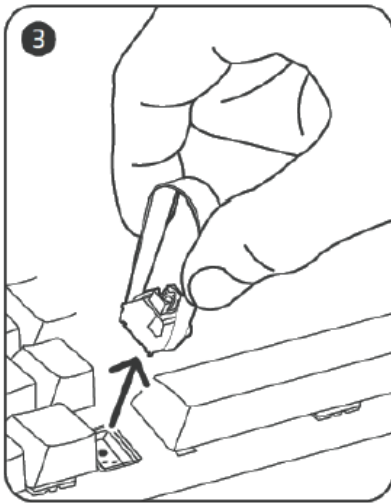
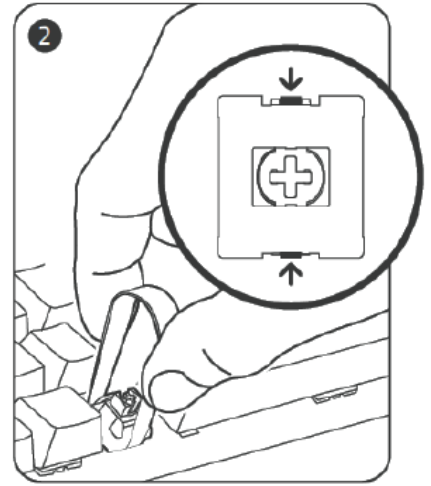

WHAT'S INSIDE

- 36 Razer Mechanical Switches
- Important Product Information Guide

ASSEMBLY



A. Latch B. LED Lens C. Logo



LEGALESE

COPYRIGHT AND INTELLECTUAL PROPERTY INFORMATION

©2023 Razer Inc. All rights reserved. Razer, the triple-headed snake logo, Razer logo, “For Gamers. By Gamers.” and “Razer Chroma” are trademarks or registered trademarks of Razer Inc. and/or affiliated companies in the United States and other countries. Actual product may differ from pictures. All other trademarks are the property of their respective owners. Warranty not valid outside of product’s intended region.

The Bluetooth® word mark and logos are registered trademarks owned by Bluetooth SIG, Inc., and any use of such marks by Razer is under license.

Razer Inc. (“Razer”) may have copyright, trademarks, trade secrets, patents, patent applications, or other intellectual property rights (whether registered or unregistered) concerning the product in this guide. Furnishing of this guide does not give you a license to any such copyright, trademark, patent or other intellectual property right. The Razer Mechanical Switch (the “Product”) may differ from pictures whether on packaging or otherwise. Razer assumes no responsibility for such differences or for any errors that may appear. Information contained herein is subject to change without notice.

WARRANTY

LIMITED PRODUCT WARRANTY

For the latest and current terms of the Limited Product Warranty, please visit: [razer.com/warranty](https://www.razer.com/warranty).


LIMITATION OF LIABILITY

Razer shall in no event be liable for any lost profits, loss of information or data, special, incidental, indirect, punitive or consequential or incidental damages, arising in any way out of distribution of, sale of, resale of, use of, or inability to use the Product. In no event shall Razer’s liability exceed the retail purchase price of the Product.

GENERAL

These terms shall be governed by and construed under the laws of the jurisdiction in which the Product was purchased. If any term herein is held to be invalid or unenforceable, then such term (in so far as it is invalid or unenforceable) shall be given no effect and deemed to be excluded without invalidating any of the remaining terms. Razer reserves the right to amend any term at any time without notice.

Documents / Resources

	<p>RAZER Mechanical Keyboard Switch [pdf] User Guide Mechanical Keyboard Switch, Keyboard Switch, Switch, Mechanical Switch</p>
-----------------------------------------------------------------------------------	-----------------------------------------------------------------------------------------------------------------------------------------------------

References

-  [Razer Warranty Policy | Razer United States](#)