



RAZER Intel Dynamic Platform Thermal Framework Driver Version 8.6.10400.9366 Installation Guide

[Home](#) » [Razer](#) » RAZER Intel Dynamic Platform Thermal Framework Driver Version 8.6.10400.9366 Installation Guide 



DRIVER INSTALLATION INSTRUCTIONS

APPLICABLE MODEL NUMBERS

- RZ09-03135

DRIVER NAME AND VERSION

Intel Dynamic Platform and Thermal Framework Driver Version 8.6.10400.9366

Contents

[1 INSTRUCTIONS](#)

[2 INSTALLATION
PROCESS](#)

[3 Documents / Resources](#)

[4 Related Posts](#)

INSTRUCTIONS

Note: This download is for the original driver that was installed on your Razer Laptop. Updates for this driver are available via standard Windows Updates. To ensure you have the latest driver installed on your Blade please make sure to apply all available updates from Windows.

Please follow the instructions below to download and install the original driver for your Blade. Following the installation, it is recommended to search for any available Windows Updates.

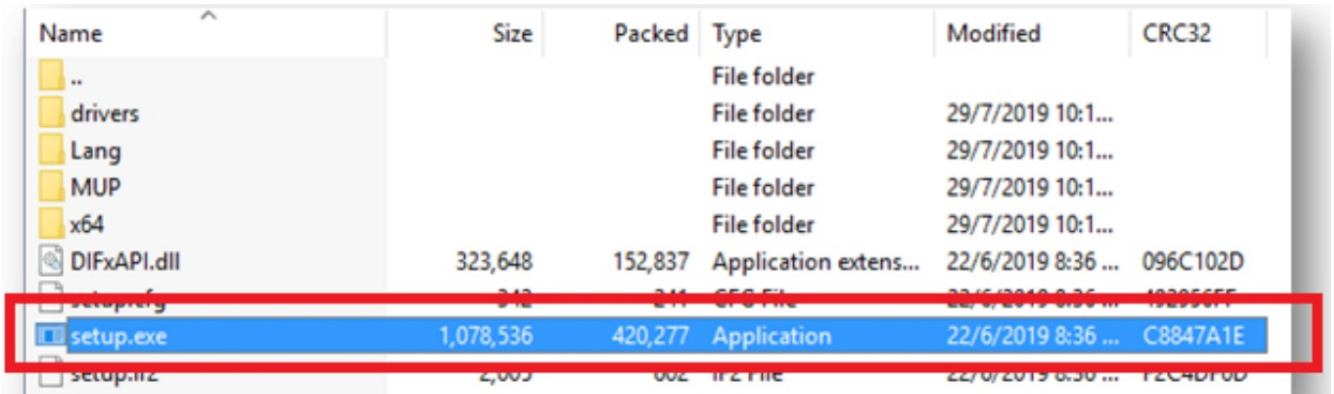
1. Ensure that your Blade is plugged into a wall outlet and not running on battery alone before proceeding.
2. Save any open documents on your computer and close all other programs before attempting this update.
3. Download the driver from the link below. You will need to right-click the .zip folder and choose to extract the files to a location of your choosing {such as your desktop} to locate the files for the installation process.

<http://rzt.to/OJRwO>

4. Once you have extracted the file proceed to the installation steps below.

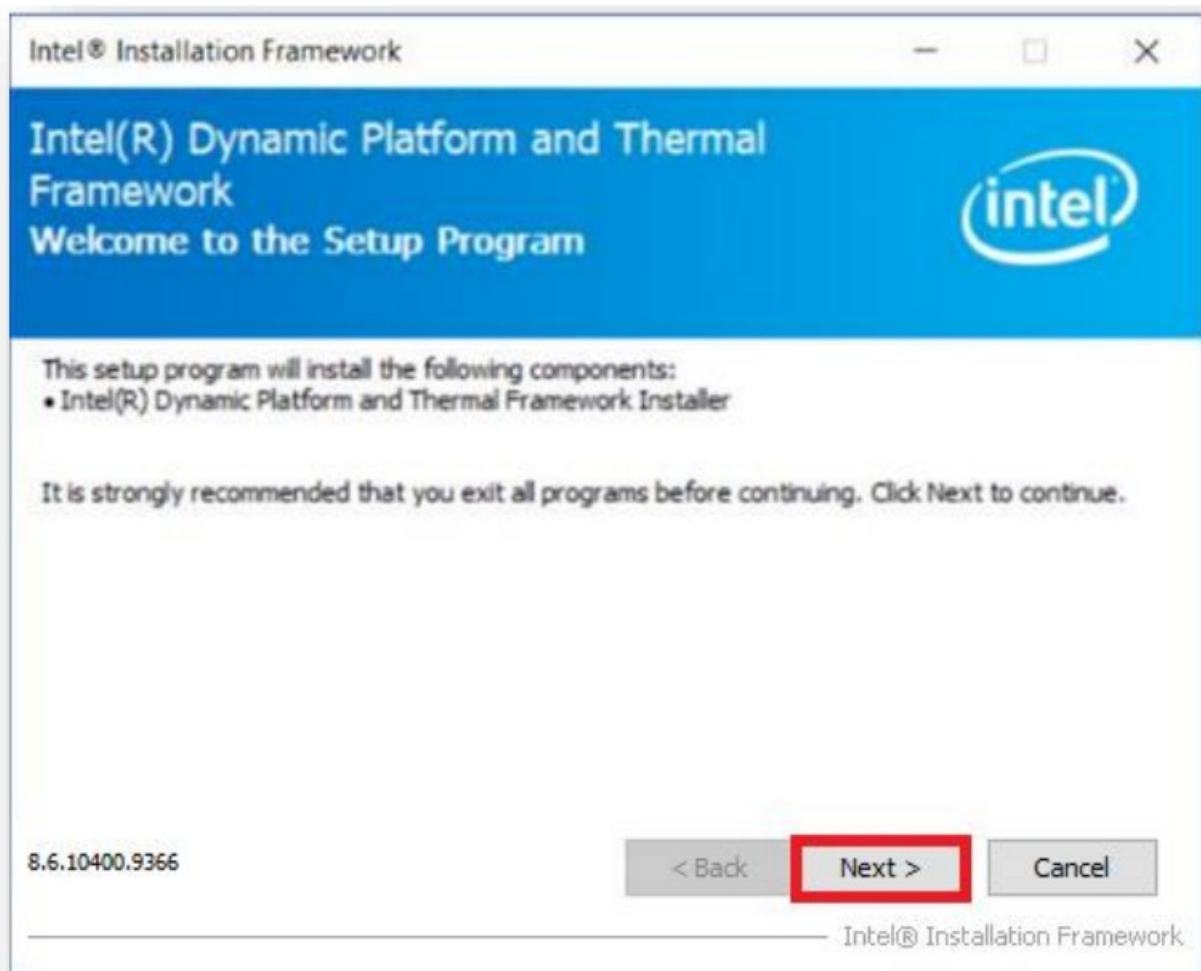
INSTALLATION PROCESS

1. To initiate the initial process, run the setup.exe {Application} as shown in the image below:

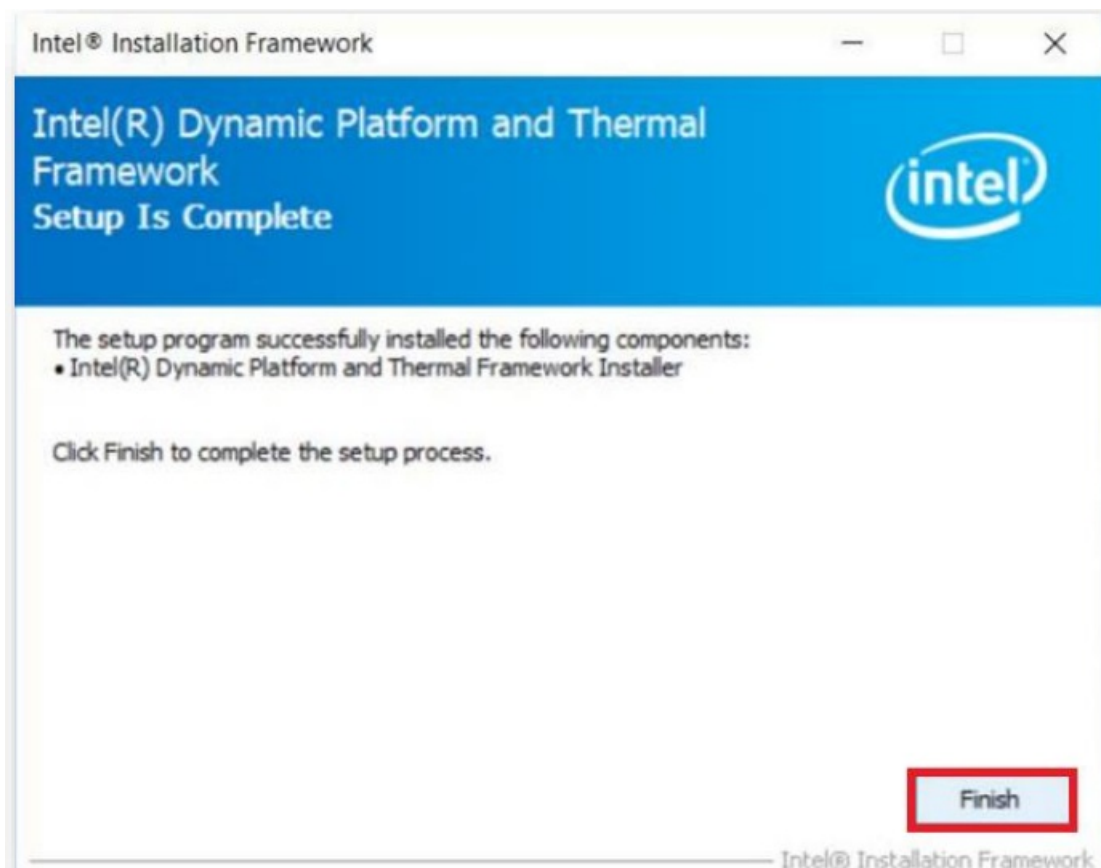


Name	Size	Packed	Type	Modified	CRC32
..			File folder		
drivers			File folder	29/7/2019 10:1...	
Lang			File folder	29/7/2019 10:1...	
MUP			File folder	29/7/2019 10:1...	
x64			File folder	29/7/2019 10:1...	
DIFxAPI.dll	323,648	152,837	Application extens...	22/6/2019 8:36 ...	096C102D
setup.inf	312	211	CFG File	22/6/2019 8:36 ...	102956FF
setup.exe	1,078,536	420,277	Application	22/6/2019 8:36 ...	C8847A1E
setup.rtf	2,003	602	RTF File	22/6/2019 8:36 ...	12C4D10D

2. You will be prompted to confirm these changes through the User Account Control message that will appear on your screen. Click "Yes" to confirm, and Intel® Dynamic Platform and Thermal Framework setup will appear. Click "Next" as shown in the image below:



3. Click through the remaining prompts and follow the on-screen instructions. Once complete, click “Finish” as shown in the image below:



FOR GAMERS. BY GAMERS.”

Documents / Resources

RAZER INTEL DYNAMIC PLATFORM THERMAL FRAMEWORK DRIVER

Version 8.6.10400.9366

Intel Dynamic Platform Thermal Framework Driver

Version 8.6.10400.9366

Installation Guide

RAZER, RZ09-0315, Intel, Dynamic, Platform, Thermal, Framework, Driver, Version 8.6.10400.9366

RAZER Intel Dynamic Platform Thermal Framework Driver Version 8.6.10400.9366 [pdf] In

stallation Guide

RAZER, RZ09-0315, Intel, Dynamic, Platform, Thermal, Framework, Driver, Version 8.6.10400.9366

Manuals+,