



[Home](#) » [Raychem](#) » **Raychem JBS-100-A Heat Tracing and Leak Detection User Guide** 

Contents [[hide](#)]

- [1 Raychem JBS-100-A Heat Tracing and Leak Detection](#)
- [2 CONNECTION KITS](#)
- [3 INSTRUCTION](#)
- [4 LIMITING HEATING CABLES](#)
- [5 ATTACHMENT PRODUCTS](#)
- [6 ENERGY TRANSITION](#)
- [7 Documents / Resources](#)
 - [7.1 References](#)

Raychem


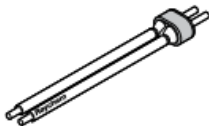
Raychem JBS-100-A Heat Tracing and Leak Detection



CONNECTION KITS

NON-HAZARDOUS AND HAZARDOUS CONNECTION KITS

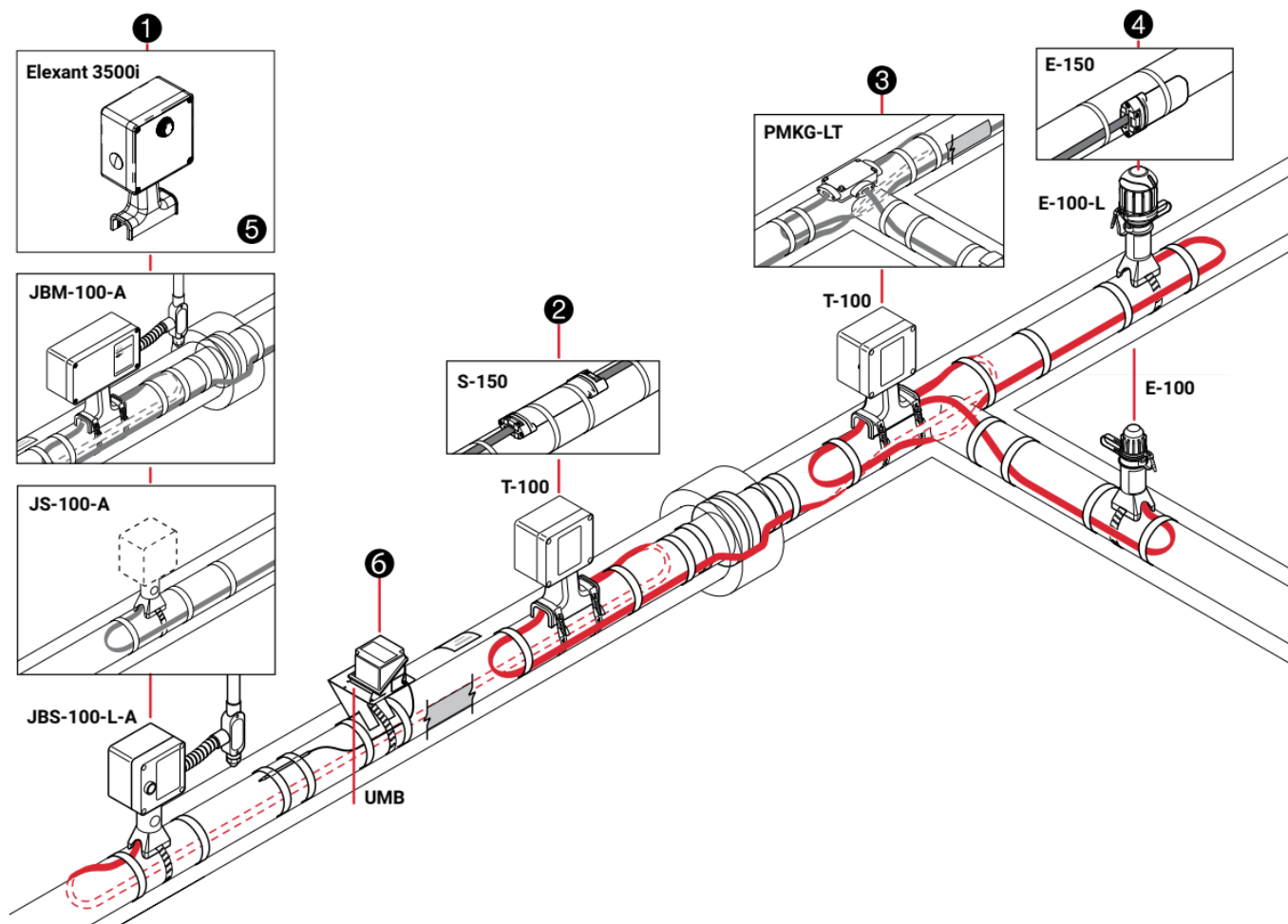
Description		Catalog Number
	Power connections	
Single heating cable		JBS-100-A
Single heating cable with light		JBS-100-L-A
Single heating cable (w/o JB)		JS-100-A
Multiple heating cables		JBM-100-A
Multiple heating cable with light		JBM-100-L-A
	Splice connections	
Above insulation		T-100
Below insulation		<u>S-150 (not approved with HTV, VPL)</u>
	Tee connections	
Above insulation		T-100
Below insulation		<u>PMKG-LT (BTV and QTVR only)</u>
	End seals	
Above insulation		E-100
Above insulation with LED light		<u>E-100-L-A (Red), E-100-L-E (Green)</u>
Below insulation		<u>E-150 (not approved with HTV, VPL)</u>
Pipe straps		

For conduit £ 1 in	<u>PS-01</u> 
For connection kits on pipes £ 2 in	<u>PS-03</u>
For connection kits on pipes 2 in – 10 in	<u>PS-10</u>
For connection kits on pipes 10 in – 19.5 in	<u>PS-20</u>
Used to secure connection kits and brackets to pipes. Order by pipe diameter, as shown above.	
Mounting bracket	UMB
Replacement cold-applied core sealer for RAYCHEM brand BTV, QTVR, XTVR, HTV, and VPL heating cables	CS-100-A 

Kit, junction box, straps and bracket all sold separately

Please refer to corresponding connection kit datasheet for details on approved hazardous and non-hazardous locations.

INSTRUCTION



LIMITING HEATING CABLES

SELF-REGULATING AND POWER-LIMITING HEATING CABLES

SELF-REGULATING CABLE – BTV

- 150°F (66°C) maximum maintain temperature
- 185°F (85°C) maximum intermittent exposure temperature
- T6 – 185°F (85°C) maximum sheath temperature
- Power at 50°F: 3, 5, 8, 10 W/ft (plastic/metal pipe)



SELF-REGULATING CABLE – QTVR

- 225°F (107°C) maximum maintain temperature
- 225°F (107°C) maximum intermittent exposure temperature

- T4 – 275°F (135°C) maximum sheath temperature
- Power at 50°F: 10, 15, 20 W/ft (plastic/metal pipe)



SELF-REGULATING CABLE – XTVR (HPR TECHNOLOGY)

- 302°F (150°C) maximum maintain temperature
- 482°F (250°C) maximum intermittent exposure temperature
- Sheath temp and T-Rating vary
- Power at 50°F: 3, 5, 8, 10, 12, 15, 20 W/ft (metal pipe only)



SELF-REGULATING CABLE – HTV (HPR TECHNOLOGY)

- 400°F/205°C maximum maintain temperature
- 500°F/260°C maximum intermittent exposure temperature
- Sheath temperature and T-Rating vary
- Power at 50°F: 3, 5, 8, 10, 12, 15, 20, 28 W/ft (metal pipe only)







POWER LIMITING CABLE – VPL

- For applications exceeding the temperature range of self-regulating cables



ATTACHMENT PRODUCTS

Description	Catalog Number
66 ft (20 m) roll of glass tape for attaching heating cable to pipe. Not for stainless steel pipes or for installation temperatures below 40°F (5°C).	<u>GT-66</u> 
54 ft (16.5 m) roll of glass tape for attaching heating cable to pipe. For stainless steel pipes or for any installation below 40°F (5°C).	<u>GS-54</u> 
180 ft (55 m) roll of aluminum tape for attaching heating cables and thermostat sensors to pipes and tanks. Minimum installation temperature: 32°F (0°C). Dimensions: 2.5 in wide, 5 mils thick.	<u>AT-180</u> 
"Electric Traced" warning labels affixed to cladding on pipes/vessels (every 10ft per instructions), to advise that an electric trace heating system is installed beneath the thermal insulation. Also to be placed on the cladding over each valve or other piece of equipment that may require periodic maintenance.	<u>ETL</u> 

CLASS 1, DIVISION 1, HAZARDOUS LOCATION COMPONENTS

Connection Type	Qty of HAK-C-100	Qty of Holes Req. on JB
Power	1	2
Splice	2	2
Tee	3	3
End seal	1	1

All components above use HAK-C-100 with HAK-JB3-100 Kit, junction box, straps and bracket all sold separately

NON-HAZARDOUS AND HAZARDOUS CONTROL AND MONITORING

Catalog Number	Description (Sensing Type)	Hazardous?
5 Thermostats - Electronic		
<u>Elexant 3500i-ST-P-A</u>	Standard Variant Pipe Mount Kit	Y
<u>Elexant 3500i-AR-P-A</u>	Alarm Variant Pipe Mount Kit	Y
<u>Elexant 3500i-C-P-A</u>	Communicating Variant Pipe Mount Kit	Y
<u>Elexant 3500i-I-P-A</u>	Current Sensing Variant Pipe Mount Kit	Y
<u>Elexant 3500i-GF-P-A</u>	Ground Fault Detecting Variant Pipe Mount Kit	Y
<u>Elexant 3500i-ST-W-A</u>	Standard Variant Wall Mount Kit	Y
<u>Elexant 3500i-AR-W-A</u>	Alarm Variant Wall Mount Kit	Y
<u>Elexant 3500i-C-W-A</u>	Communicating Variant Wall Mount Kit	Y
<u>Elexant 3500i-I-W-A</u>	Current Sensing Variant Wall Mount Kit	Y
<u>Elexant 3500i-GF-W-A</u>	Ground Fault Detecting Variant Wall Mount Kit	Y

NON-HAZARDOUS AND HAZARDOUS CONTROL AND MONITORING

Catalog Number	Description (Sensing Type)	Hazardous?
6 Thermostats - Mechanical		
<u>AMC-F5</u>	Fixed set-point (ambient)	N
<u>AMC-1A</u>	Adjustable (ambient)	N
<u>AMC-1H</u>	Adjustable (ambient)	Y
<u>AMC-1B</u>	Adjustable (ambient)	N
<u>AMC-2B-2</u>	2 pole version of above	N
<u>E507S-LS</u>	Line Sensing (25°F – 325°F)	Y
<u>E507S-2LS-2</u>	2 pole version of above	Y
Controllers		
<u>NGC-40</u>	Multipoint (local or remote)	Y
<u>NGC-30</u>	Multipoint (local or remote)	Y
<u>Elexant 4010i</u>	Single point (local)	Y
<u>Elexant 4020i</u>	Single or Multipoint (local)	Y
<u>920</u>	Dual point (local)	Y

INDUSTRIAL CAPABILITIES – WHY CHOOSE RAYCHEM?

Raychem provides advanced heat tracing solutions for the Industrial world, primarily for the general process, oil and gas, chemical and power generation industries. Learn about our complete electrical heat management systems and how they work.

- More than 2B Feet installed worldwide
- Highest lifetime value
- Technical leaders of heat-trace systems.
- Expert pre, installation and post-sale support

ENERGY TRANSITION

Raychem heat tracing and leak detection solutions keep critical processes operational, protect pipes and equipment from freezing, keep the flow in transfer lines, provide winter safety and detect liquid leaks in pipes and tanks.


That’s how we help keep people and environment safe and maximize your productivity in an energy-efficient and environmentally responsible manner.

Learn about our mission critical solutions in energy transition and decarbonization industries.

For more info, visit chemelex.com

©2025 Chemelex. RAYCHEM-POS-H60728-QuickRefCounter-EN-2504

Documents / Resources

	Raychem JBS-100-A Heat Tracing and Leak Detection [pdf] User Guide JBS-100-A, JBS-100-L-A, JS-100-A, JBM-100-A, JBM-100-L-A, T-100, S-150, T-100 PMKG-LT, E-100, E-100-L-A, E-100-L-E, E-150, PS-01, PS-03, PS-10, PS-20, JBS-100-A Heat Tracing and Leak Detection, JBS-100-A, Heat Tracing and Leak Detection, Leak Detection
---	--

References

- [User Manual](#)

Raychem

E-100, E-100-L-A, E-100-L-E, E-150, Heat Tracing and Leak Detection, JBM-100-A, JBM-100-L-A, JBS-100-A, JBS-100-A Heat Tracing and Leak Detection, JBS-100-L-A, JS-100-A, Leak Detection, PS-01, PS-03, PS-10, PS-20, Raychem, S-150, T-100, T-100 PMKG-LT

Leave a comment

Your email address will not be published. Required fields are marked *

Comment *

Name

Email

Website

☐ Save my name, email, and website in this browser for the next time I comment.

Post Comment

Search:

e.g. whirlpool wrf535swhz

Search

[Manuals+](#) | [Upload](#) | [Deep Search](#) | [Privacy Policy](#) | [@manuals.plus](#) | [YouTube](#)

This website is an independent publication and is neither affiliated with nor endorsed by any of the trademark owners. The "Bluetooth®" word mark and logos are registered trademarks owned by Bluetooth SIG, Inc. The "Wi-Fi®" word mark and logos are registered trademarks owned by the Wi-Fi Alliance. Any use of these marks on this website does not imply any affiliation with or endorsement.