



## rapoo XW2K 2K Computer Camera User Guide

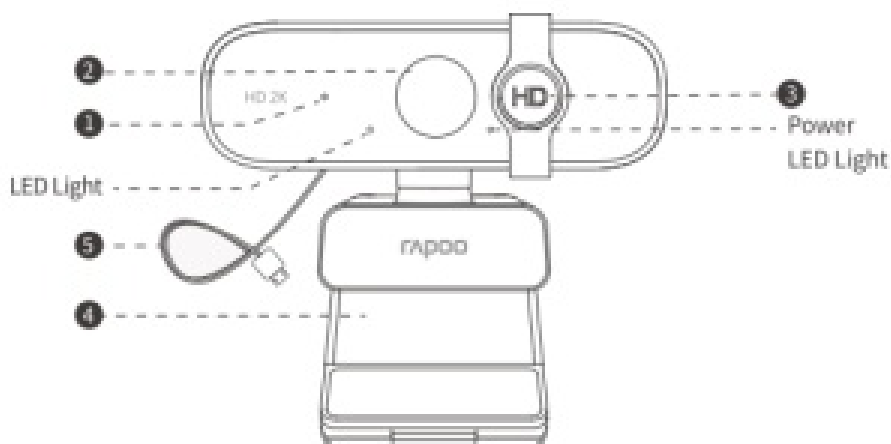
[Home](#) » [rapoo](#) » rapoo XW2K 2K Computer Camera User Guide 

### **rapoo** XW2K 2K Computer Camera Quick Start Guide

#### Contents

- [1 Product diagram](#)
- [2 Introduction](#)
- [3 Parameters and features](#)
- [4 Mount the camera \(set your web camera\)](#)
- [5 Attention](#)
- [6 Warranty](#)
- [7 FCC Statement](#)
- [8 Documents / Resources](#)
- [9 Related Posts](#)

#### Product diagram



1. Omnidirectional microphone
2. Auto focus HD 2K lens
3. Privacy cover
4. Flexible Base
5. USB Cable

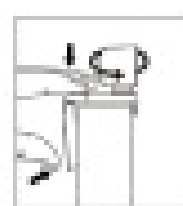
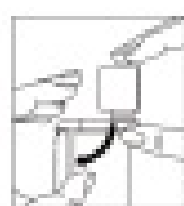

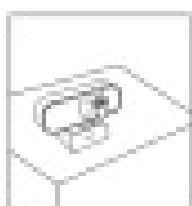
## Introduction

This product adopts an imported chip solution to send data to a PC through a USB connector. It can help your family and your friends share happy times through the internet thanks to its high resolution, amazing speed, and exquisite appearance.

## Parameters and features

Lens Type	HYBRID LENS
Focus Type	Fixed
Field of view	85 degrees
Video Resolution	FHD 1440P / FHD 1080P / HD 720P
Auto Light Correction	Yes
Built-in Mics	Noise Canceling Double Microphone
Interface	USB 2.0
System Requirements	Windows7/8/10 or above, Mac OS X 10.6 or above, Chrome OS, and Android v5.0 or above

## Mount the camera (set your web camera)



### Place your webcam:

Place the webcam where you want it on a computer monitor, desktop, or tripod.

### For placement on the Display:

Grasp the webcam as shown and open the flexible/clip base with your other hand. Mount the webcam, making sure the foot on the flexible/clip base is flush with the back of your monitor.

### Connect the Webcam:

Connect the camera to the computer via the USB interface.

### Tip:

1. If you use this web camera for connection with a notebook computer or other device through the built-in camera, this camera may conflict with the device's own camera, so you need to select the camera to be used.
2. When using a desktop computer, it is better to connect the webcam to the USB interface on the back of the computer, because this will be much more smooth in use.

## Attention

Do not disassemble this product.

Do not use this product in hot, cold, dusty, or humid environments.

Do not touch the lens with hands, sharp objects, or rough objects. Please wipe with a clean soft cloth.

Try not to throw this product, in order to avoid lens damage, camera failure, or surface scratches.

## Warranty

The device is provided with a two-year limited hardware warranty from the purchase day. Please see [www.rapoo.com](http://www.rapoo.com) for more information.



<http://www.rapoo.com>

## FCC Statement

This equipment has been tested and found to comply with the limits for a Class B digital device, pursuant to part 15 of the FCC rules. These limits are designed to provide reasonable protection against harmful in a residential installation. This equipment generates, uses, and can radiate radio frequency energy and, if not installed and used in accordance with the instructions, may cause harmful interference to radio interference communications. However, there is no guarantee that interference will not occur in a particular installation. If this equipment does cause harmful interference to radio or television reception, which can be determined by turning the equipment off and on, the user is encouraged to try to correct the interference by one or more of the following measures:- Reorient or relocate the receiving antenna.

-Increase the separation between the equipment and receiver.

-Connect the equipment into an outlet on a circuit different from that to which the receiver is connected.

-Consult the dealer or an experienced radio/TV technician for help.

To assure continued compliance, any changes or modifications not expressly approved by the party responsible for compliance could void the user's authority to operate this equipment. (Example- use only shielded interface cables when connecting to computer or peripheral devices).

### FCC Radiation Exposure Statement

This equipment complies with FCC RF radiation exposure limits set forth for an uncontrolled environment. This transmitter must not be co-located or operating in conjunction with any other antenna or transmitter.

This equipment complies with Part 15 of the FCC Rules. Operation is subject to the following two conditions:

(1) This device may not cause harmful interference, and (2) This device must accept any interference received, including interference that may cause undesired operation.

### Caution!

The manufacturer is not responsible for any radio or TV interference caused by unauthorized modifications to this equipment. Such modifications could void the user's authority to operate the equipment.

### ISED RSS warning

This device complies with Industry Canada licence-exempt RSS standard (s). Operation is subject to the following two conditions:

1. this device may not cause interference, and
2. this device must accept any interference, including interference that may cause undesired operation of the device.

## ISED Radiation Exposure Statement:

This equipment complies with ISED RF radiation exposure limits set forth for an uncontrolled environment. This transmitter must not be co-located or operating in conjunction with any other antenna or transmitter.

Any changes or modifications not expressly approved by the party responsible for compliance could void the user's authority to operate the equipment.

It is forbidden to reproduce any part of this quick start guide without the permission of Shenzhen Rapoo Technology Co., Ltd.



Declaration of Conformity

We, the manufacturer Shenzhen Rapoo Technology Co., Ltd.

Fax: +86-0755-2858 8555

Declare that the product

Product Name: 2K Computer Camera

Model No : XW2K

Complies with the following norms of :

EN 300 440 V2.1.1(2017-03)

EN 300 328 V2.1.1(2016-11)

EN 301 489-1 V2.2.0(2017-03)

EN 301 489-3 V2.1.1(2017-03)

EN 301 489-17 V3.2.0(2017-03)

EN 50663:2017

EN 62479:2010

EN 60950-1:2006+A11:2009+A1:2010+A12:2011+A2:2013

The product is in compliance with the essential requirements of Radio Equipment Directive 2014/53/EU, and the RoHS Directive 2011/65/EU.

Manufacturer/Authorised representative

Kai Guo, Manager

R&D Department

Date of Issue: Aug. 30, 2020

Made in China



## Documents / Resources



[rapoo XW2K 2K Computer Camera](#) [pdf] User Guide  
XW2K, 2K Computer Camera