

**rapoo**  
**8810ME**  
**Ergonomic**  
**Wireless**  
**Keyboard and**  
**Mouse**



# rapoo 8810ME Ergonomic Wireless Keyboard and Mouse User Guide

[Home](#) » [rapoo](#) » rapoo 8810ME Ergonomic Wireless Keyboard and Mouse User Guide 

## Contents

- 1 rapoo 8810ME Ergonomic Wireless Keyboard and Mouse
- 2 Specifications
- 3 FAQ
- 4 Overview
- 5 Bluetooth mode
- 6 Warranty conditions
- 7 Package Contents
- 8 Safety Instructions
- 9 Legal & Compliance Information
- 10 Documents / Resources
  - 10.1 References
- 11 Related Posts

**rapoo**

**rapoo 8810ME Ergonomic Wireless Keyboard and Mouse**



Specifications

Feature	Description
Connection	Wireless via USB receiver
Keyboard Layout	Ergonomic split design
Mouse Design	Ergonomic with precision tracking
Compatibility	Windows, MacOS, Linux

FAQ


- **How do I connect the keyboard and mouse?**
  - Use the USB receiver included in the package. Plug it into your computer’s USB port, and the devices will connect automatically.
- **Can I use the keyboard and mouse with a Mac?**
  - Yes, the keyboard and mouse are compatible with MacOS.
- **How do I switch between devices in Bluetooth mode?**
  - Press the Bluetooth button to enter pairing mode and select the device you wish to connect to.

Overview

Keyboard

- Fn+F1= Mute
- Fn+F2= Volume –
- Fn+F3= Volume +
- Fn+F4= Previous Track
- Fn+F5= Play / Pause
- Fn+F6= Next Track
- Fn+F7= Brightness-
- Fn+F8= Brightness+

- Fn+F9= Select All
- Fn+F10= Copy
- Fn+F11= Paste
- Fn+F12= Cut

•  Fn Lock / Search

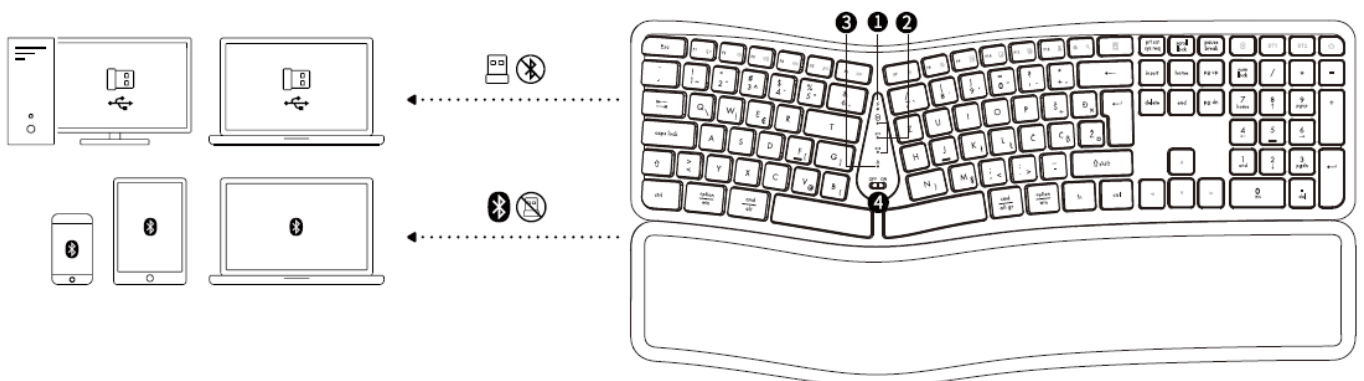
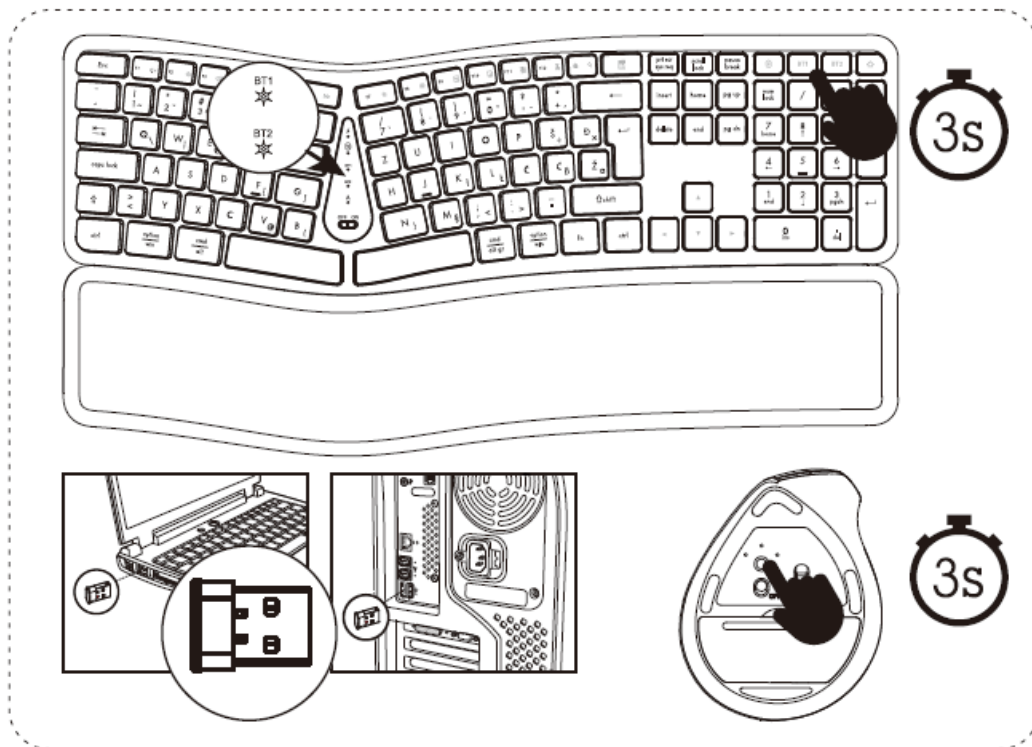
•  Calculator

• **1:** Low Power Indicator

• **2:** Device Indicator

• **3:** Caps Lock Status Indicator

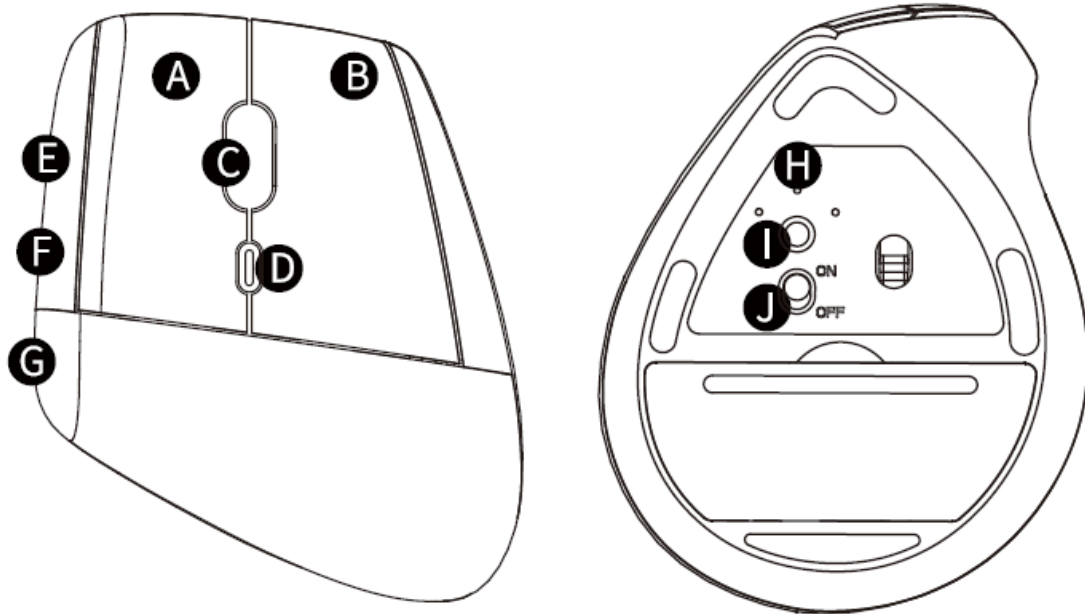
• **4:** Power Switch



## Mouse

- **A:** Left button
- **B:** Right button
- **C:** Middle button / Scroll Wheel
- **D:** DPI button

- **E:** Forward button
- **F:** Back button
- **G:** Low Power Indicator
- **H:** Device Indicator
- **I:** Device Switching Button
- **J:** Power Switch



## Bluetooth mode

### Keyboard

- Press key BT1 or BT2 switch to Bluetooth mode, and hold it for more than 3 seconds for pairing.
- The light will flash quickly, and you can pair it on your devices and connect it to use.

### Mouse

- Press the device switching button to switch to Bluetooth mode, and hold it for more than 3 seconds for pairing.
- The corresponding indicator flashes at 1Hz per second and the computer searches for Bluetooth devices. Select pairing, and the LED is off after pairing.

## Bluetooth pairing

- **Keyboard:** RAPOO Keyboard-1 / RAPOO Keyboard-2
- **Mouse:** RAPOO BT Mouse

## Warranty conditions

- This device is covered by a 2-year limited hardware warranty from the date of purchase.
- For more information, please visit [www.rapoo-eu.com](http://www.rapoo-eu.com).

## System requirements

- Windows® 7/8/10/11, Mac OS X 10.4 or later, USB port

## Package Contents



## Safety Instructions

- Please scan the QR code / Bitte scannen Sie den QR-Code



## Conformity Information

- Hereby, Rapoo Europe B.V. declares that this radio equipment product complies with Directive 2014/53 EU (RED) and all other applicable EU Regulations.
- The full text of the EU Declaration of Conformity is available at the following internet address: [www.rapoo-eu.com](http://www.rapoo-eu.com).
- Operating frequency band: 2402-2480MHz Maximum radio-frequency power transmitted: 5dBm/3.16mW



## Conformity Information United Kingdom

- Hereby, ProductIP (UK) Ltd., as the authorized representative of Rapoo Europe B.V., declares that this radio equipment product complies with the UK Radio Equipment Regulations 2017 and all other applicable UK Regulations.
- The full text of the UK Declaration of Conformity is available at the following internet address: [www.rapoo-eu.com](http://www.rapoo-eu.com).
- Operating frequency band: 2402 to 2480 MHz. Maximum radio-frequency power transmitted: 5dBm/3.16mW



## Disposal of the Device

- The symbol above and on the product means that the product is classed as Electrical or Electronic equipment

and should not be disposed of with other household or commercial waste at the end of its useful life.

- The Waste of Electrical and Electronic Equipment (WEEE) Directive has been put in place to recycle products using the best available recovery and recycling techniques to minimize the impact on the environment, treat any hazardous substances, and avoid the increasing number of landfills.
- Contact local authorities for information on the correct disposal of Electrical or Electronic equipment.



### **Disposal of Packaging Materials**

- The packaging materials have been selected for their environmental friendliness and are recyclable.
- Dispose of packaging materials that are no longer needed under applicable local regulations.

### **Disposal of Batteries**

- Used batteries may not be disposed of in normal household waste. All consumers are required by law to dispose of batteries at a collection point provided by their local community or at a retail store.
- The purpose of this obligation is to ensure that batteries are disposed of in a non-polluting manner. Only dispose of batteries when they are fully discharged. Cover the poles of partially discharged batteries with tape to prevent short circuits.

### **Made in China**

©2024 Rapoo. All rights reserved. The Bluetooth® word mark and logos are registered trademarks owned by Bluetooth SIG, Inc. and any use of such marks by Rapoo is under license. Rapoo, the Rapoo logo, and other Rapoo marks are owned by Rapoo and may be registered. All other trademarks are the property of their respective owners. It's forbidden to reproduce any part of this Quick Start guide without the permission of Rapoo.

### **Legal & Compliance Information**

- Product: Ergonomic Wireless Keyboard and Mouse
- Model: 8810ME
- Model No.:8810ME
- [www.rapoo-eu.com](http://www.rapoo-eu.com)
- [as-europe@rapoo.com](mailto:as-europe@rapoo.com)


### **Manufacturer:**

- Rapoo Europe B.V.
- Prismaaan West 27
- 2665 PC Bleiswijk
- The Netherlands

### **UK Authorized Representative (for authorities only)**

- ProductIP (UK) Ltd.
- 8, Northumberland Av.
- London WC2N 5BY
- United Kingdom

## Documents / Resources



[rapoo 8810ME Ergonomic Wireless Keyboard and Mouse](#) [pdf] User Guide  
 8810ME, 8810ME Ergonomic Wireless Keyboard and Mouse, Ergonomic Wireless Keyboard and Mouse, Wireless Keyboard and Mouse, Keyboard and Mouse, Mouse

## References

- [User Manual](#)

### Manuals+, Privacy Policy

This website is an independent publication and is neither affiliated with nor endorsed by any of the trademark owners. The "Bluetooth®" word mark and logos are registered trademarks owned by Bluetooth SIG, Inc. The "Wi-Fi®" word mark and logos are registered trademarks owned by the Wi-Fi Alliance. Any use of these marks on this website does not imply any affiliation with or endorsement.