

RandT 1654680 Round Inwall Cistern Buttons Owner's Manual

[Home](#) » [RandT](#) » RandT 1654680 Round Inwall Cistern Buttons Owner's Manual 

Contents

- [1 RandT 1654680 Round Inwall Cistern Buttons](#)
- [2 Description](#)
- [3 Product Specifications](#)
- [4 Dimension](#)
- [5 Product Usage Instructions](#)
- [6 Disclaimer](#)
- [7 Frequently Asked Questions](#)
- [8 Documents / Resources](#)
 - [8.1 References](#)



RandT 1654680 Round Inwall Cistern Buttons



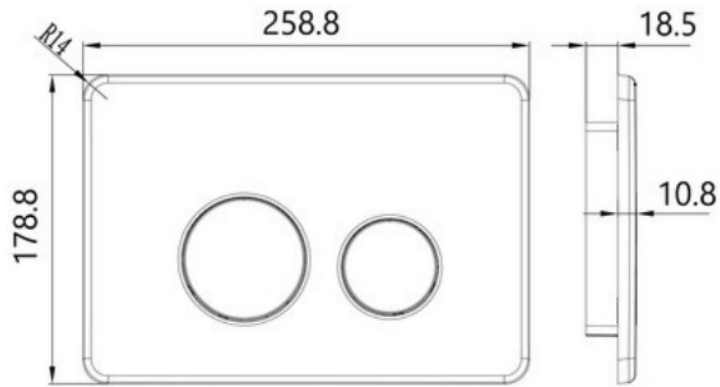
Description

- Modern looking round Buttons
- Matte Chrome Finish
- Mechanical for any R&T inwall cistern
- W 245mm x H 165mm

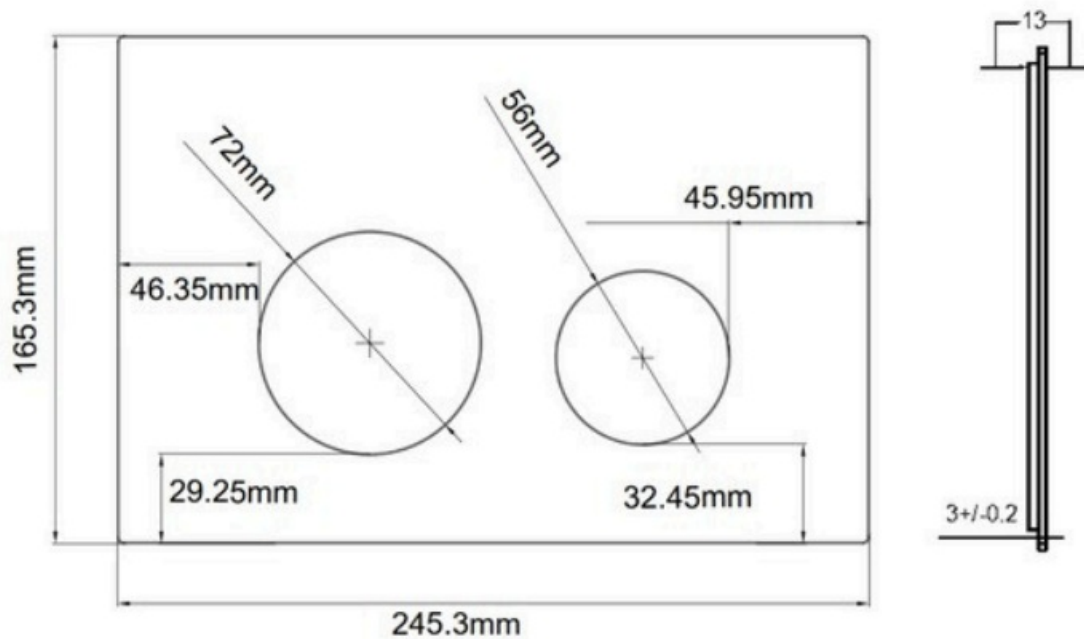
Product Specifications

- Product Type: Inwall Designer Buttons
- Model Numbers:
 - Lexy Button: 1654680, 1654681, 1654682
 - Tyler Button: 1654683, 1654684, 1654685

Dimension



LEXY BUTTON
1654680
1654681
1654682



Product Usage Instructions

1. Ensure you have the necessary tools and equipment for installation.
2. Make sure to follow all local regulations regarding the installation of electrical components.
3. Only licensed and registered tradespeople should install this product.
4. Verify the dimensions and set-outs of the product before starting any installation work.
5. Allow for variations in measurements listed in the manual.

Disclaimer

Products in this specification manual must by regulation be installed by licensed and registered trade people. The manufacturer/distributor reserves the right to vary specifications or delete models from their range without prior notification. Dimensions and set-outs listed are correct at the time of publication however the manufacturer/distributor takes no responsibility for printing errors. Have actual item onsite before commencing any works Allow +/- variations to the measurements listed here.

Frequently Asked Questions

Q: Can I install the product myself?

A: No, by regulation, the product must be installed by licensed and registered trade people.


Q: Are the dimensions and set-outs accurate?

A: The dimensions and set-outs listed are correct at the time of publication, but allow for variations and have the actual item onsite before commencing any work.

Q: What should I do if there are printing errors in the manual?

A: The manufacturer/distributor takes no responsibility for printing errors, so it's important to verify all information with the actual product.

Documents / Resources

	<p>RandT 1654680 Round Inwall Cistern Buttons [pdf] Owner's Manual 1654680, 1654681, 1654682, 1654683, 1654684, 1654685, 1654680 Round Inwall Cistern Buttons, 1654680, Round Inwall Cistern Buttons, Inwall Cistern Buttons, Cistern Buttons, Buttons</p>
--	--

References

- [User Manual](#)

Manuals+, Privacy Policy

This website is an independent publication and is neither affiliated with nor endorsed by any of the trademark owners. The "Bluetooth®" word mark and logos are registered trademarks owned by Bluetooth SIG, Inc. The "Wi-Fi®" word mark and logos are registered trademarks owned by the Wi-Fi Alliance. Any use of these marks on this website does not imply any affiliation with or endorsement.