



# Radial engineering HOTSHOT 48V Condenser Mic Output Switcher Owner's Manual

[Home](#) » [Radial engineering](#) » Radial engineering HOTSHOT 48V Condenser Mic Output Switcher Owner's Manual 

## Contents

- [1 Radial engineering HOTSHOT 48V Condenser Mic Output Switcher](#)
- [2 Features](#)
- [3 OVERVIEW](#)
- [4 MAKING CONNECTIONS](#)
- [5 Latching vs. Momentary footswitch operation](#)
- [6 RADIAL ENGINEERING 3 YEAR TRANSFERABLE WARRANTY](#)
- [7 Documents / Resources](#)
  - [7.1 References](#)



**Radial engineering HOTSHOT 48V Condenser Mic Output Switcher**



The Radial HotShot 48V™ is a microphone switcher designed for silent use on stage. It allows artists to reroute their vocal mics for internal band/technician communication. The device is built to handle the toughest touring environments and has a cable clamp that prevents accidental power disconnection. The device is powered via a 9VDC power adapter (included).

## Features



1. **OUTPUT A LED:** Illuminates when output A is active.
2. **TOGGLE FOOTSWITCH:** Selects which output is active. This can be configured as a momentary or a latching

switch.

3. **OUTPUT B LED:** Illuminates when output B is active.
4. **14 GAUGE STEEL CHASSIS:** Built to handle the toughest touring environments.
5. **CABLE CLAMP:** Prevents accidental power disconnection.
6. **INPUT:** Balanced XLR input for connection to a microphone.

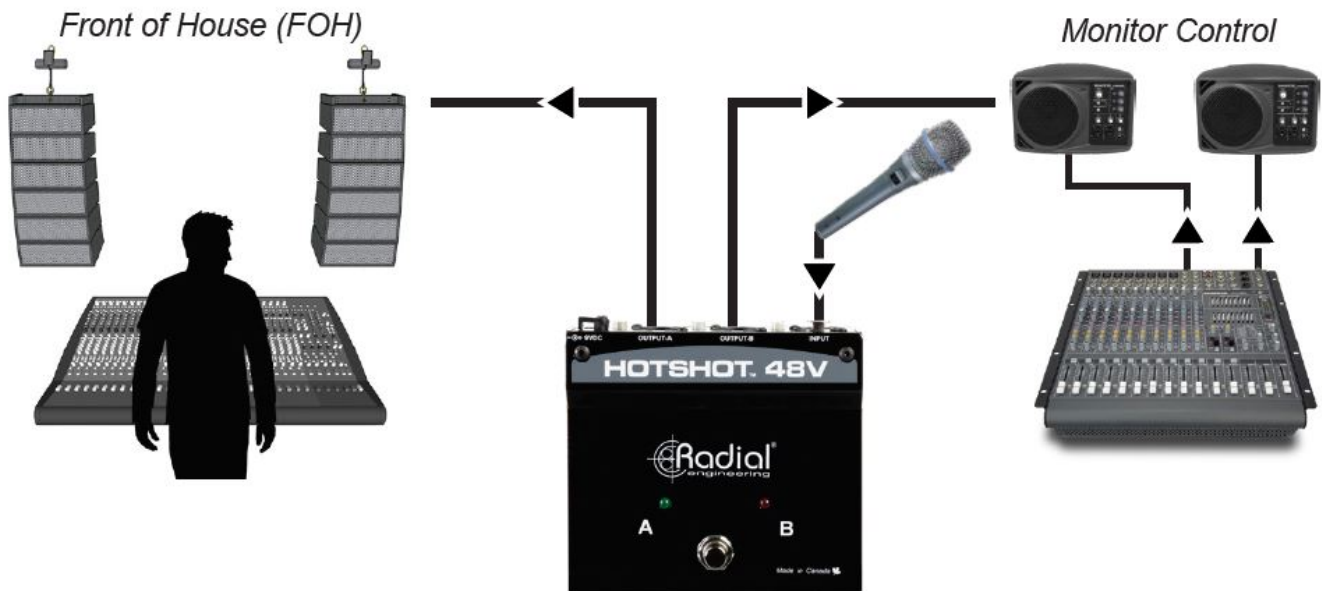


7. **48V:** Activates 48V phantom for powering a condenser mic.
8. **OUTPUT-B:** Balanced XLR output to connect to a secondary destination or band communication equipment.
9. **GROUND LIFT:** Disconnects ground on pin-1 at both XLR outputs to remove hum and buzz.
10. **OUTPUT-A:** Connects to the main output destination to feed the PA system.
11. **LATCH:** Reconfigures the toggle footswitch for latching operation. When disengaged, the toggle footswitch acts a momentary switch.
12. **9VDC:** Connection for 9 Volt DC center-pin negative power supply (included).

Thank you for purchasing the Radial HotShot 48V™, a microphone switcher designed for silent use on stage to allow artists to reroute their vocal mics for internal band/technician communication. While the HotShot 48V has been designed to be easy to use, we encourage you to read through this short manual to become familiar with the various features and how to use them. If you find yourself with unanswered questions, please visit our website at [www.radialeng.com](http://www.radialeng.com). This is where we post frequently asked questions and product updates. If you still require assistance, send us an email at [info@radialeng.com](mailto:info@radialeng.com) and we will do our best to respond promptly.

## OVERVIEW

The HotShot 48V is a condenser microphone switcher built for silent operation on stage, allowing an artist to power their vocal mic and reroute it to feed the stage monitoring system for communicating with other band members or technicians at the press of a footswitch. To ensure a seamless performance, the HotShot 48V features an isolation transformer on the XLR input along with a time delay microcontroller for completely noiseless switching with no pops or clicks through the PA. LED indicators display the active output, and the footswitch itself can be configured for latching or momentary action.



*The HotShot 48V makes it easy to switch signals between FOH and Monitors on stage.*

## MAKING CONNECTIONS

### Powering the HotShot 48V



Before connecting the HotShot 48V, ensure that your devices are turned down and powered off, to prevent plug-in transients from damaging sensitive speaker components such as tweeters. The HotShot 48V is powered via a 9VDC power adapter (included). You can also use any 9-12VDC adaptor to power the HotShot 48V, but you must ensure that it is a center-pin negative connection with a minimum of 400mA of available current. Once connected to power, the Output A LED on the top panel will illuminate and the device will be ready to use.

### Connecting a microphone

Use a balanced XLR cable to connect your microphone to the input of the HotShot 48V. Any type of mic can be used, including condenser and dynamic mic's, wireless lavalier or headset microphones.



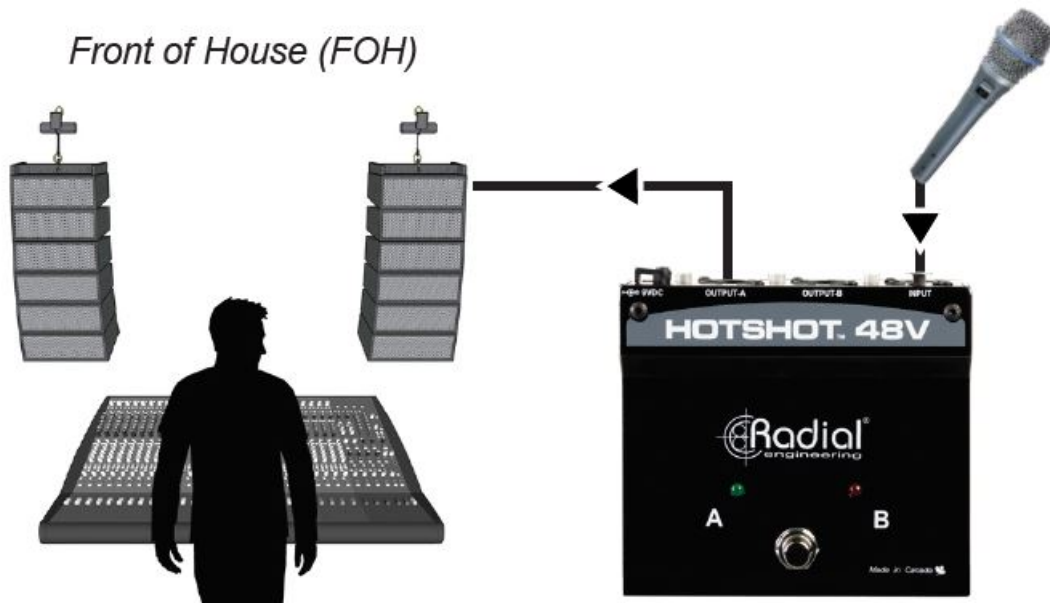
### Providing phantom power

For microphones that require phantom power to operate, simply press the 48V switch on the rear panel of the HotShot 48V. The red LED below this switch will light to indicate that good phantom power is being provided.



### Connecting to the sound system

The HotShot 48V provides two mic-level outputs to feed multiple destinations from the stage. Use a balanced XLR cable to connect Output-A to your primary destination — typically this will feed FOH for playback through the PA system.

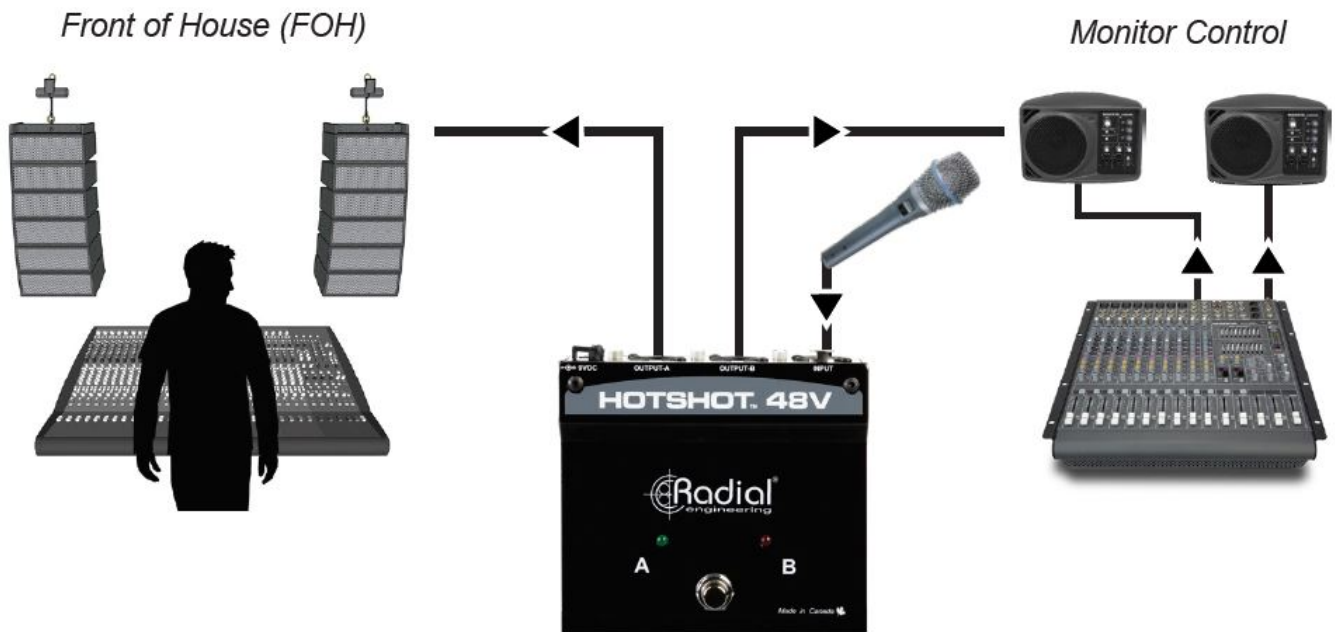


### Using the HotShot 48V as a cough mute

The HotShot 48V can be used as an on-stage mute switch by simply leaving Output-B disconnected from the sound system. This allows the mic to be silenced whenever the toggle footswitch is depressed, providing a simple solution for headset and lavalier mic users.

### Connecting the second output

To toggle the output of your microphone between two different destinations, connect Output-B of the HotShot 48V to feed your alternate input. This output will often connect to the monitor console to be routed to the band's stage monitors or in-ear monitoring systems. However, Output-B can also be used to feed a second channel on the FOH console, or a dedicated submixer used for band communication. Once both outputs are connected, the artist can easily and silently reroute their vocal mic between their primary and alternate destinations at the touch of a footswitch, allowing for seamless communication with technicians and band members without disrupting the performance.



### Latching vs. Momentary footswitch operation

By default, the Toggle footswitch on the HotShot 48V is a momentary switch. This means that it only switches to B as long as the footswitch is depressed, and once you take your foot off the switch it will immediately revert back to Output-A.



This switch can also be configured for latching operation. To do so, press the LATCH switch on the rear panel. In this mode a single press of the Toggle footswitch will switch the microphone to Output-B, requiring a second press of the footswitch to switch back to Output-A.

### Using the ground lift switch

The LIFT switch on the rear panel of the HotShot 48V disconnects pin-1 on both XLR outputs. This can help eliminate hum and buzz due to the occurrence of ground loops within the audio system. Should you encounter any ground loop noise when the HotShot 48V is connected, simply press this switch to help alleviate the problem.






## RADIAL ENGINEERING 3 YEAR TRANSFERABLE WARRANTY

RADIAL ENGINEERING LTD. ("Radial") warrants this product to be free from defects in material and workmanship and will remedy any such defects free of charge according to the terms of this warranty. Radial will repair or replace (at its option) any defective component(s) of this product (excluding finish and wear and tear on components under normal use) for a period of three (3) years from the original date of purchase. In the event that a particular product is no longer available, Radial reserves the right to replace the product with a similar product of equal or greater value. In the unlikely event that a defect is uncovered, please call 604-942-1001 or email [service@radialeng.com](mailto:service@radialeng.com) to obtain an RA number (Return Authorization number) before the 3 year warranty period expires. The product must be returned prepaid in the original shipping container (or equivalent) to Radial or to an authorized Radial repair center and you must assume the risk of loss or damage. A copy of the original invoice showing date of purchase and the dealer name must accompany any request for work to be performed under this limited and transferable warranty. This warranty shall not apply if the product has been damaged due to abuse, misuse, misapplication, accident or as a result of service or modification by any other than an authorized Radial repair center.

THERE ARE NO EXPRESSED WARRANTIES OTHER THAN THOSE ON THE FACE HEREOF AND DESCRIBED ABOVE. NO WARRANTIES WHETHER EXPRESSED OR IMPLIED, INCLUDING BUT NOT LIMITED TO, ANY IMPLIED WARRANTIES OF MERCHANTABILITY OR FITNESS FOR A PARTICULAR PURPOSE SHALL EXTEND BEYOND THE RESPECTIVE WARRANTY PERIOD DESCRIBED ABOVE OF THREE YEARS. RADIAL SHALL NOT BE RESPONSIBLE OR LIABLE FOR ANY SPECIAL, INCIDENTAL OR CONSEQUENTIAL DAMAGES OR LOSS ARISING FROM THE USE OF THIS PRODUCT. THIS WARRANTY GIVES YOU SPECIFIC LEGAL RIGHTS, AND YOU MAY ALSO HAVE OTHER RIGHTS, WHICH MAY VARY DEPENDING ON WHERE YOU LIVE AND WHERE THE PRODUCT WAS PURCHASED.

[www.radialeng.com](http://www.radialeng.com)

## Documents / Resources

	<p><a href="#">Radial engineering HOTSHOT 48V Condenser Mic Output Switcher</a> [pdf] Owner's Manual HOTSHOT 48V Condenser Mic Output Switcher, HOTSHOT 48V, Condenser Mic Output Switcher, Mic Output Switcher, Output Switcher, Switcher</p>
---	--

## References

- [Radial Engineering](http://www.radialeng.com)

