

## R V R PJ15K-KLC FM Amplifiers User Manual

[Home](#) » [R V R](#) » R V R PJ15K-KLC FM Amplifiers User Manual 




PJ-K-KLC SERIES  
PJ-K-KLC MODEL  
PJ15K-KLC

### Contents


- [1 PJ15K-KLC FM Amplifiers](#)
- [2 ORDERING INFORMATION](#)
- [3 FEATURES](#)
- [4 Documents / Resources](#)
- [5 Related Posts](#)

### PJ15K-KLC FM Amplifiers



## ORDERING INFORMATION

Model	Description
PJ15K-KLC	15.000W Liquid cooled system.



PJ15K-KLC  
15.000W Liquid cooled system.

## FEATURES

**POWER & QUALITY:** With the family of RVR's liquid transmitters based on the U-KLC series, is possible to realize compact equipments up to 20kW, with high energy savings thanks to the use of high efficiency pumps and no forcing ventilation. The Cooling system is with low pressure circuit and double pump in automatic switching and diagnostics.

**USER-FRIENDLY FEATURES:** user-friendly software and a simple, intuitive HM interface let you easily set up and control all machine operating parameters. user-friendly software and a simple, intuitive HM interface let you easily set up and control all machine operating parameters.

**PJ15KPS-CA**

Parameters	U.M	Value	Notes
RF Output power			
GENERALS	kW	15	
Frequency range		180KF8E	
Frequency stability	ppm	Acc. To ITU-R / Rec. 450 (Pilot tone)	
Class of emission		87.5 – 108 MHz programmable in 1,10 or 1000 KHz steps	
Stereo transmission		±1	
RF output impedance		50 Ω, Unbalanced	
RF Output connector		3-1/8" EIA Flange	
VSWR		1.41:1 with automatic fold-back at higher VSWR	
Asynchronous AM S/N Ratio		≥ 70 dB unweight, referred to 100% AM modulation at 400 Hz Pre-emphasis and without FM modulation	
Synchronous AM S/N Ratio		≥ 55 dB, reference to 100% AM modulation at 400 Hz, 50 μs Pre-emphasis with FM modulation at 75 KHz of deviation	
Harmonics suppression and Spurious	dB	Typically 85	
Overall efficiency	%	Typically 70/72	
RF Harmonics		Exceeds ETSI/CCIR/FCC requirements	
RF Spurious		Exceeds ETSI/CCIR/FCC requirements	

All pictures are RVR's property and they are only indicative and not binding.

The pictures can be modified without notice. These are general specifications. They show typical values and are subject to change without notice.



**R.V.R. Elettronica S.r.l.**

Via del Fonditore, 2/2c

40138 Bologna Italy

Phone +39 0516010506

Fax +39 0516011104

[sales@rvr.it](mailto:sales@rvr.it)


[info@rvr.it](mailto:info@rvr.it)

[www.rvr.it](http://www.rvr.it)

Member of CISQ Federation



CERTIFIED MANAGEMENT SYSTEM

	<p><a href="#">R V R PJ15K-KLC FM Amplifiers</a> [pdf] User Manual</p> <p>PJ15K-KLC FM Amplifiers, PJ15K-KLC, FM Amplifiers, Amplifiers</p>
---	---