


R V R ELETTRONICA PJ-KPS-CA Series Broadcast System Instruction Manual

[Home](#) » [R V R ELETTRONICA](#) » R V R ELETTRONICA PJ-KPS-CA Series Broadcast System Instruction Manual



**PJ-KPS-CA
SERIES
PJ-PLUG-IN
MODEL
PJ10KPS-C**




Contents

- [1 ORDERING INFORMATION](#)
- [2 FEATURES](#)
- [3 Documents / Resources](#)
 - [3.1 References](#)

ORDERING INFORMATION

Model	Description
PJ10KPS-CA	10.000W PLUG-IN system.

FM AMPLIFIERS PLUG-IN SERIES



PJ10KPS-CA
10.000W PLUG-IN system.

FEATURES

- Tunable over entire FM band (87.5 – 108 MHz), without tuning.
- Overall efficiency better than 70%.
- Hot-pluggable and broadband power amplifier modules.
- Each module features switching mode power supply to control and stabilize power supply voltage.
- Each amplifier module provides Automatic Power Control.
- Suitable for mono & stereo broadcast operations.
- Protection against high VSWR, overdrive, overcurrent and overtemperature.

- Compliance to IEC safety standards.> Compliance to ETSI – CCIR – FCC standards.
- Entire transmitter can be switched off through an emergency button.
- High redundancy guaranteed by 3 power modules of 2.2 kW RF power.
- All measurement and working parameters are displayed on front panel.
- Remotely controllable by telemetry system.> Design for 24/7 non-stop operation.

PJ10KPS-CA



Parameters	U . M .	Value	Notes
GENERALS			
RF Output Power	kW	10,5	
Frequency Range	MH z	87,5 – 108	
Frequency Stability	pp m	> 1	
Class of Emission		180KF8E Direct to Channel	
Stereo transmissions		Acc. to ITU-R / Rec. 450 (Pilot tone)	
RF Output Impedance		50 Ω, Unbalanced	
RF Output Connector		1-5/8" EIA Flange (3-1/8" EIA Flange on request)	
VSWR		1.4:1 with automatic fold-back at higher VSWR	
Asynchronous AM S/N Ratio	dB	Typically > 70	
Synchronous AM S/N Ratio	dB	Typically > 55	
Harmonics suppression and Spurious	dB	Typically < 85	
Overall efficiency	%	Typically > 70	
RF Harmonics		Exceeds ETSI/CCIR/FCC requirements	
RF Spurious		Exceeds ETSI/CCIR/FCC requirements	

All pictures are RVR's property and they are only indicative and not binding.
The pictures can be modified without notice.

These are general specifications. They show typical values and are subject to change without notice.

R.V.R. Elettronica S.r.l.

Via del Fonditore, 2/2c

40138 Bologna Italy

Phone +39 0516010506

Fax +39 0516011104

sales@rvr.it – www.rvr.it

Member of CISQ Federation



CERTIFIED MANAGEMENT SYSTEM

R.V.R. Elettronica S.r.l.

Via del Fonditore 2/2 c


40138 Bologna – Italy

Phone +39 051 6010506

info@rvr.it

www.rvr.it

Documents / Resources



[R V R ELETTRONICA PJ-KPS-CA Series Broadcast System](#) [pdf] Instruction Manual
PJ-KPS-CA Series Broadcast System, PJ-KPS-CA Series, Broadcast System, System

References

- [User Manual](#)

Manuals+ Privacy Policy

This website is an independent publication and is neither affiliated with nor endorsed by any of the trademark owners. The "Bluetooth®" word mark and logos are registered trademarks owned by Bluetooth SIG, Inc. The "Wi-Fi®" word mark and logos are registered trademarks owned by the Wi-Fi Alliance. Any use of these marks on this website does not imply any affiliation with or endorsement.