



R-Go Compact Ergonomic Keyboard Instruction Manual

[Home](#) » [R-Go](#) » R-Go Compact Ergonomic Keyboard Instruction Manual 

R-Go Compact Ergonomic Keyboard



Contents

- [1 Congratulations with your purchase!](#)
- [2 Product overview](#)
- [3 Set Up](#)
- [4 Troubleshooting](#)
- [5 Documents / Resources](#)
 - [5.1 References](#)
- [6 Related Posts](#)

Congratulations with your purchase!

Our ergonomic R-Go Compact keyboard offers all the ergonomic features you need to type in a healthy way. Thanks to the light keystroke, minimal muscle tension is needed while typing. Its thin design ensures a relaxed, flat position of hands and wrists while typing. When using both keyboard and mouse at the same time, your hands always stay within shoulder width. This natural posture reduces muscle tension in your shoulder and arm and prevents RSI complaints. #stayfit

System requirements/Compatibility: Windows XP/ Vista/10/11

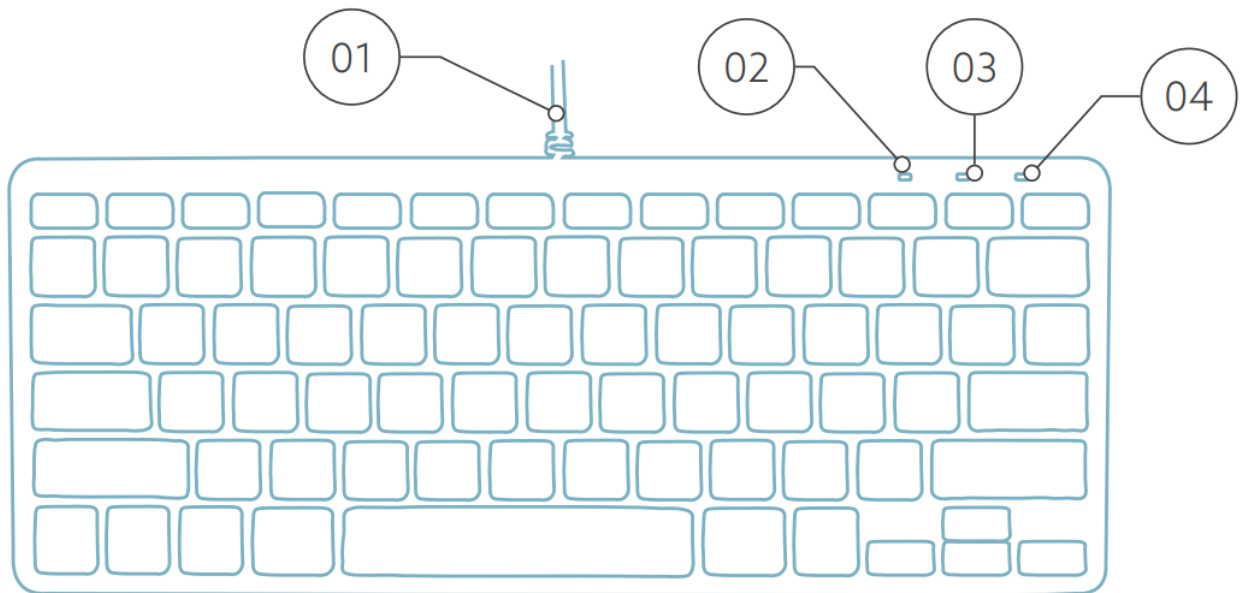
For more information about this product, scan the QR code!

https://r-go.tools/compact_web_en



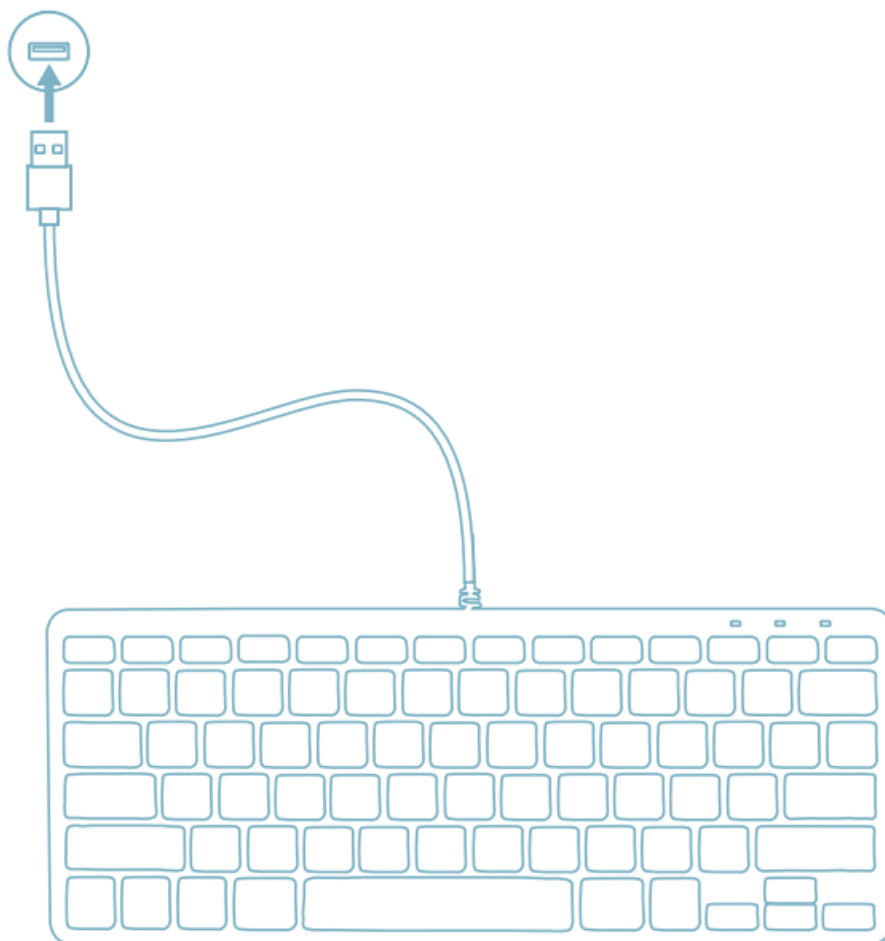
Product overview

1. Cable to connect keyboard to PC
2. Num lock indicator
3. Caps lock indicator
4. Scroll lock indicator



Set Up

A Connect the keyboard to your computer by plugging cable **01** into your computer.




Troubleshooting

Is your keyboard not working properly, or do you experience problems while using it? Please follow the steps mentioned below.

- Check if the keyboard is connected using the correct connector and cable (page 4-7)
 - Connect the keyboard to another USB port of your computer
 - Connect the keyboard directly to your computer if you are using an USB hub
 - Restart your computer
 - Test the keyboard on another computer, if it is still not working contact us via info@r-go-tools.com.
-

Documents / Resources

	R-Go Compact Ergonomic Keyboard [pdf] Instruction Manual Compact Ergonomic Keyboard, Ergonomic Keyboard, Keyboard
---	--

References

- go-tools.com
- [R-Go Compact - R-Go Tools](#)
- [User Manual](#)

[Manuals+](#), [Privacy Policy](#)

This website is an independent publication and is neither affiliated with nor endorsed by any of the trademark owners. The "Bluetooth®" word mark and logos are registered trademarks owned by Bluetooth SIG, Inc. The "Wi-Fi®" word mark and logos are registered trademarks owned by the Wi-Fi Alliance. Any use of these marks on this website does not imply any affiliation with or endorsement.