



QuickZip X Monitor Mount and Shelf Kit Instruction Manual

[Home](#) » [QuickZip](#) » QuickZip X Monitor Mount and Shelf Kit Instruction Manual 


QuickZip™

BACKDROP NOT INCLUDED

QuickZip™

X TV Mount & Shelf

ASSEMBLY INSTRUCTIONS



Contents


- [1 X Monitor Mount and Shelf Kit](#)
- [2 ASSEMBLY INSTRUCTIONS](#)
- [3 Display Shelf](#)
- [4 Documents / Resources](#)
 - [4.1 References](#)

INCLUDES :
A X TV Mount
B Display Shelf

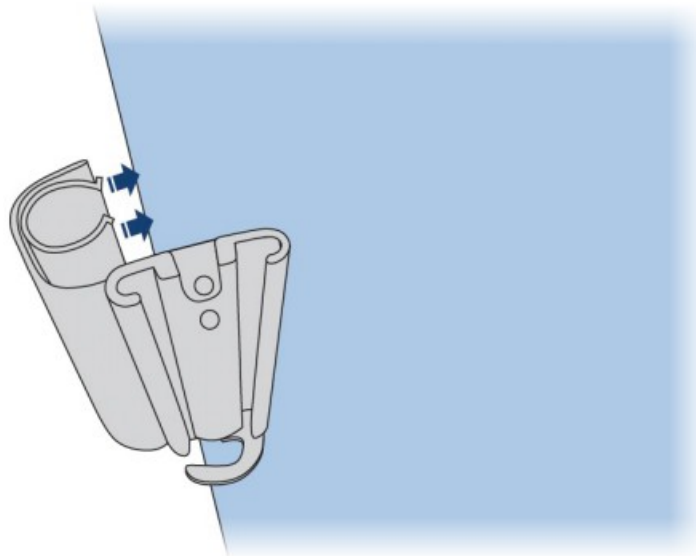


ASSEMBLY INSTRUCTIONS

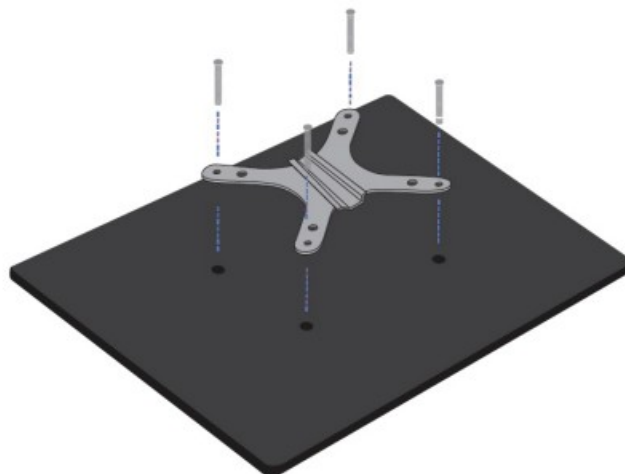
BOX CONTENTS



1. Install Mount Clamp

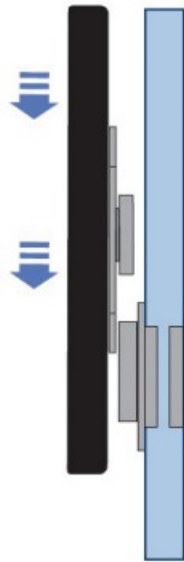


2. Attach X Mount to Monitor




Use the M4 Screws.

3. Slide TV Onto Clamp




Display Shelf

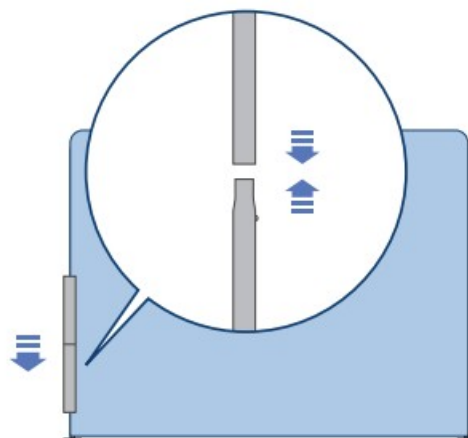
BOX CONTENTS



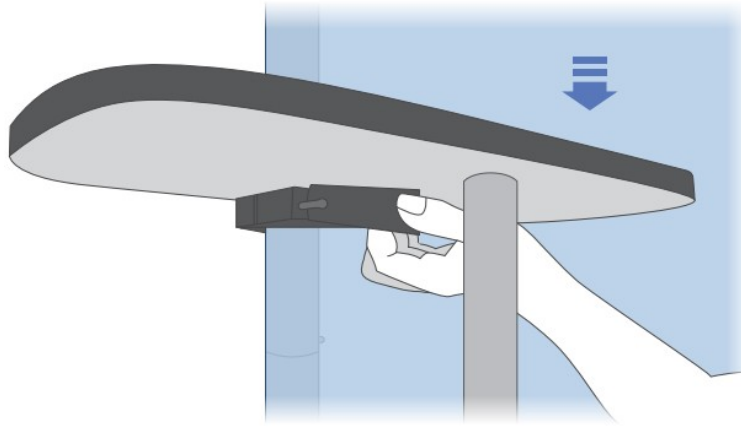
1. Install Modified Foot



2. Attach Poles to Feet




3. Install Shelves



QuickZip™

Documents / Resources

	<p>QuickZip X Monitor Mount and Shelf Kit [pdf] Instruction Manual X Monitor Mount and Shelf Kit, Monitor Mount and Shelf Kit, Shelf Kit, Kit</p>
--	---

References

- [User Manual](#)

[Manuals+](#), [Privacy Policy](#)

This website is an independent publication and is neither affiliated with nor endorsed by any of the trademark owners. The "Bluetooth®" word mark and logos are registered trademarks owned by Bluetooth SIG, Inc. The "Wi-Fi®" word mark and logos are registered trademarks owned by the Wi-Fi Alliance. Any use of these marks on this website does not imply any affiliation with or endorsement.