

QUDO PRO MK12 Mechanical Gaming Keyboard Instruction Manual

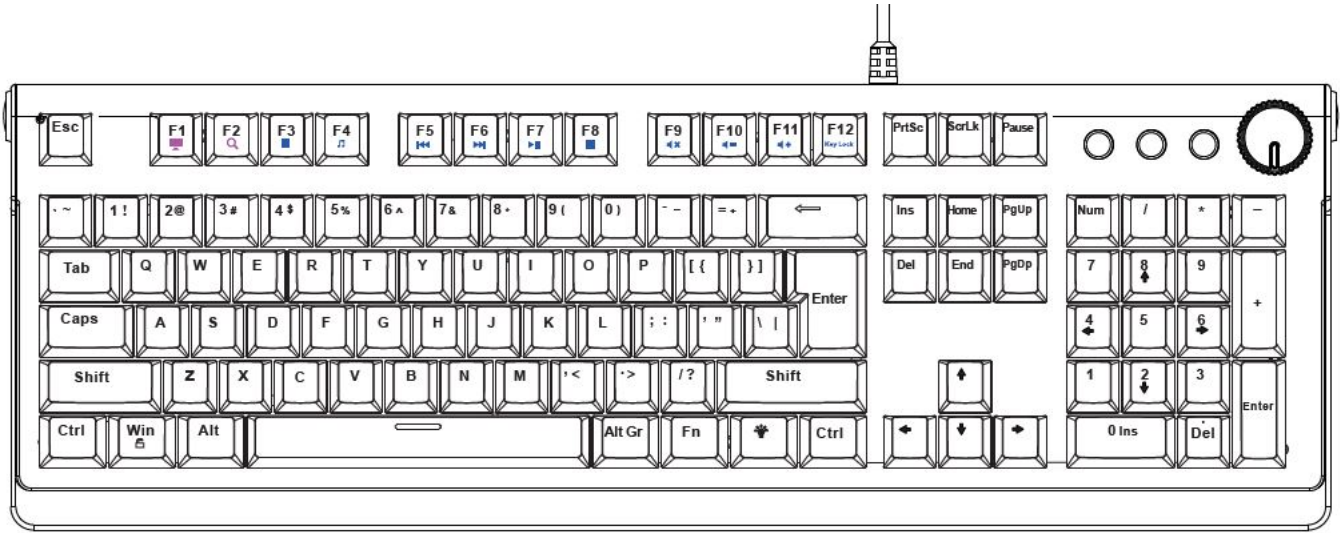
[Home](#) » [qudo](#) » QUDO PRO MK12 Mechanical Gaming Keyboard Instruction Manual 

Contents

- [1 QUDO PRO MK12 Mechanical Gaming Keyboard](#)
- [2 Product Functions](#)
- [3 Usage Instructions](#)
- [4 Product Specifications](#)
- [5 Packaging Contents](#)
- [6 Advanced Driver Features](#)
- [7 Product Warranty –Valid for Australian Customers Only](#)
- [8 Documents / Resources](#)
 - [8.1 References](#)
- [9 Related Posts](#)

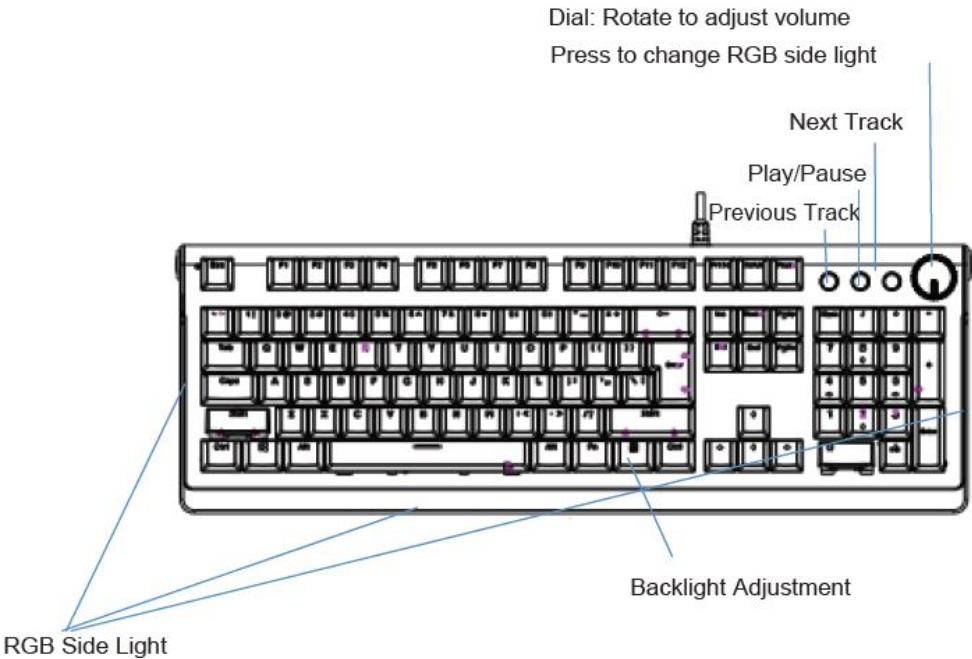
Typhoon

QUDO PRO MK12 Mechanical Gaming Keyboard

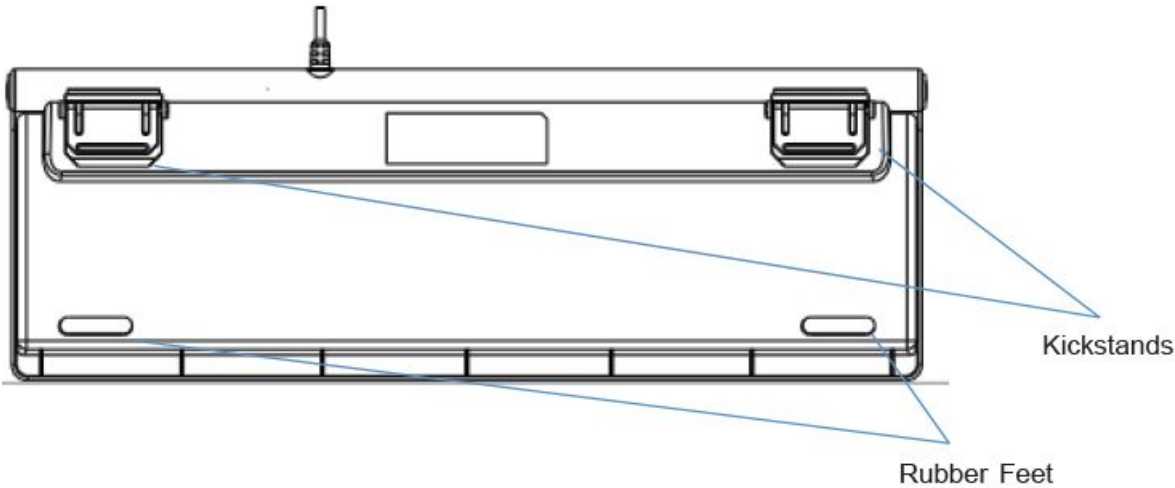


Product Functions

Front



Back



Usage Instructions

Installation

Plug USB cable into computer USB port, the keyboard lights will illuminate.

Volume Up/Down

Rotate dial on the keyboard to adjust volume level.

Side RGB Adjust:

Press button to switch light on side. 10 light modes.

- Keyboard backlight brightness adjustment under fixed light mode:
 - Fn + ↑: Increase the brightness of the backlight
 - Fn + ↓: Decrease the brightness of the backlight
- Keyboard backlight running/breathing frequency adjustment under applicable light mode:
 - Fn + ←: Decrease backlight running/breathing frequency
 - Fn + →: Increase backlight running/breathing frequency
- Fn + Win: Press Fn + Win to lock window start, press again to unlock.
- Adjust the 10 keyboard backlight modes.
- Fn + [F1 ~ F12]: Multimedia Functions

Key Combination		Key Combination	
Fn+ F1	Home	Fn+ F7	Play/Pause
Fn+ F2	Research	Fn+ F8	Stop
Fn+ F3	Calculator	Fn+ F9	Mute
Fn+ F4	Music	Fn+ F10	Volume-
Fn+ F5	Previous Track	Fn+ F11	Volume+
Fn+ F6	Next Track	Fn+ F12	Lock

Product Specifications

- Model: PRO MK12
- Officeworks Product Code: TYMK91KB
- Material: Metal+ ABS
- Blue switch, 50 million clicks
- Laser printed US layout
- 1.5M braided cable with magnet ring
- Working Voltage: USB 5V
- Plug and play
- Dimension: 455*160*44mm
- Weight: 860g ± 20g

Packaging Contents

1. Mechanical Gaming Keyboard x 1


Advanced Driver Features

Drivers are compatible with Windows only.

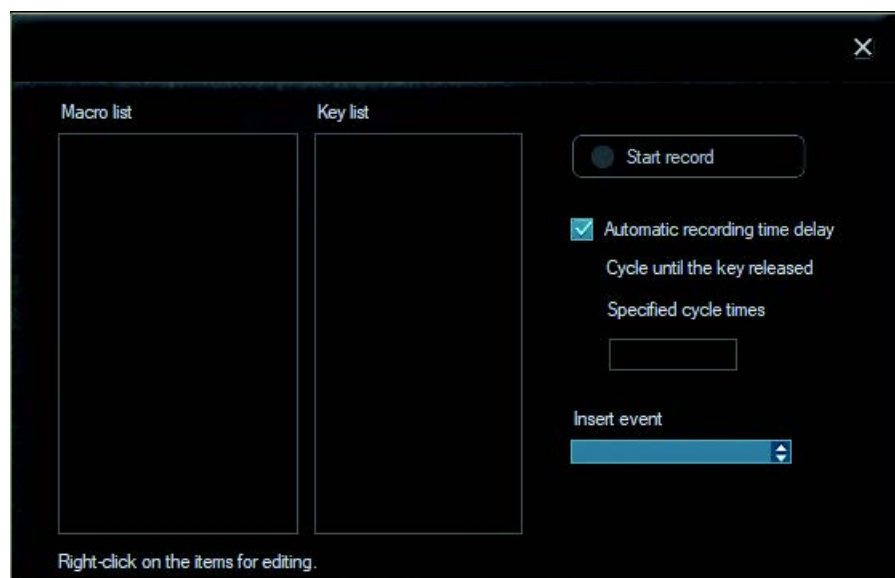
1. Visit www.officeworks.com.au/drivers to download the customizable drivers.
2. Once you have followed the installation steps, the driver icon will show up in your standard location.



3. Once you click on the driver icon, it will bring up the driver menu as shown below. You can choose any of the three profiles. Click “Light” to change the LED modes.



4. Under any profile, click on “Macro Editor”, then the below interface will appear to assign macro keys for your keyboard.



WARNING

To prevent fire or shock hazard, do not expose the unit to rain or moisture.

To avoid electrical shock, do not open the cabinet, refer to service agent or qualified engineer only.

Product Warranty –Valid for Australian Customers Only

Officeworks Ltd warrants that this product will be free from defects and work as intended for 3 years from the date of purchase by the original customer.

If the product has any defects or does not work as specified during the Warranty Period, Officeworks will, at its election and at its expense, repair or replace the product.

This warranty does not apply:

- to cosmetic damage;
- to damage caused by consumables used in connection with the product;
- where the product has not been used in accordance with all provided instructions;
- to damage arising from fair wear and tear;
- where the product has not been subject to reasonable use;
- where the product has been intentionally or negligently damaged; and/or
- if the customer has attempted to repair the product.

To make a claim under this warranty, please return your product with your receipt or proof of purchase to your nearest Officeworks store or contact 1300 633 423.

This warranty is provided in addition to any rights you may be entitled to under the Competition & Consumer Act 2010. Our goods come with guarantees that cannot be excluded under the Australian Consumer Law. You are entitled to a replacement or refund for a major failure and compensation for any other reasonably foreseeable loss or damage. You are also entitled to have the goods repaired or replaced if the goods fail to be of acceptable quality and the failure does not amount to a major failure.

OFFICEWORKS LTD

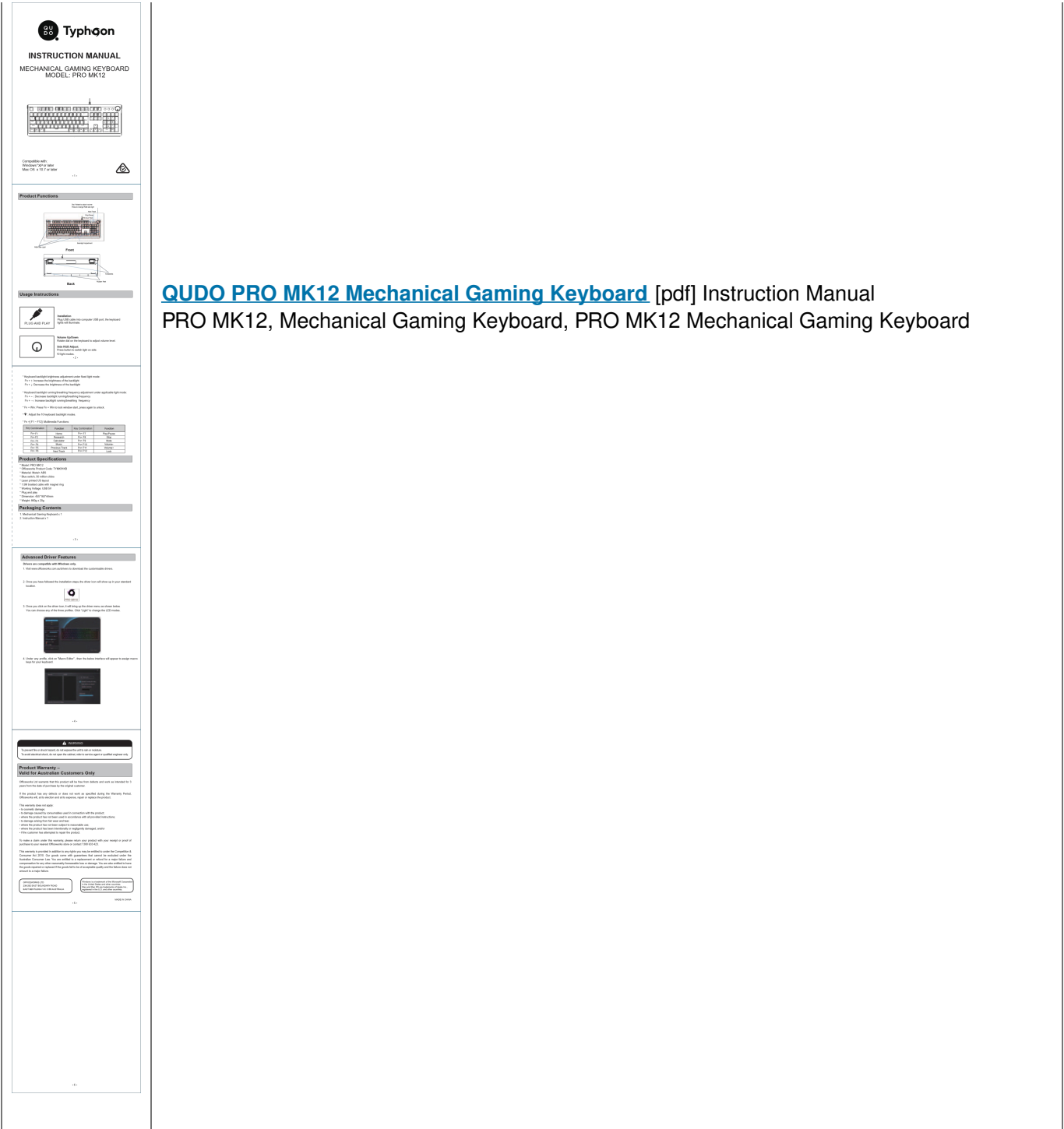
236-262 EAST BOUNDARY ROAD EAST BENTLEIGH VIC 3165 AUSTRALIA

Windows is a trademark of the Microsoft Corporation in the United States and other countries.

Mac and Mac OS are trademarks of Apple Inc., registered in the U.S. and other countries.

Documents / Resources

--	--



References

-  [Qudo Typhoon Device Drivers](#)