



## QUANTOFIX MN91315 Ammonium Container with 100 Test Strips User Guide

[Home](#) » [QUANTOFIX](#) » QUANTOFIX MN91315 Ammonium Container with 100 Test Strips User Guide 

# QUANTOFIX® Ammonium

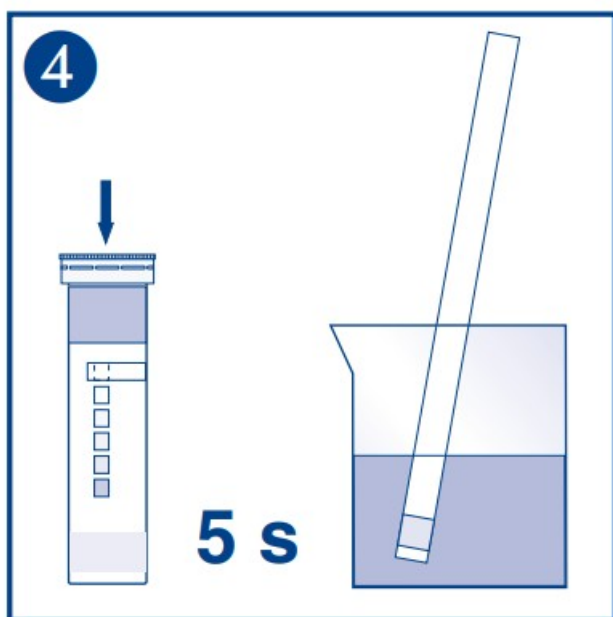
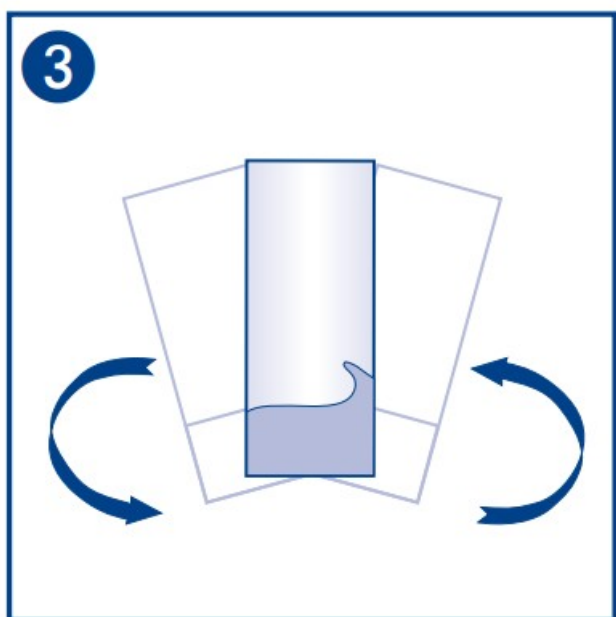
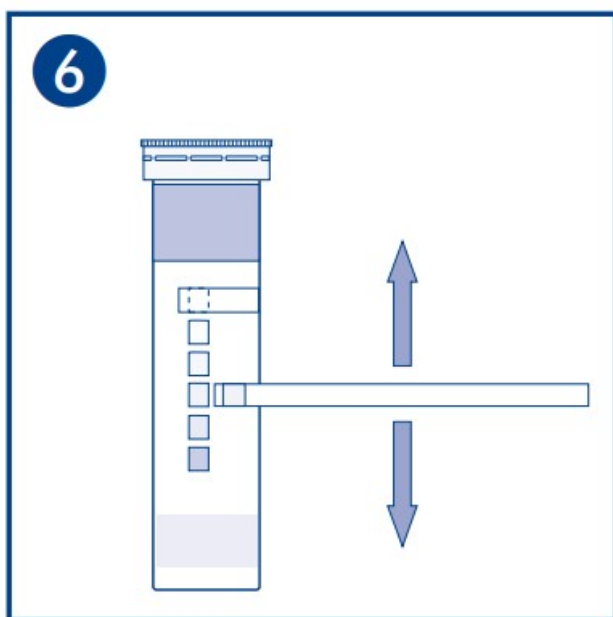
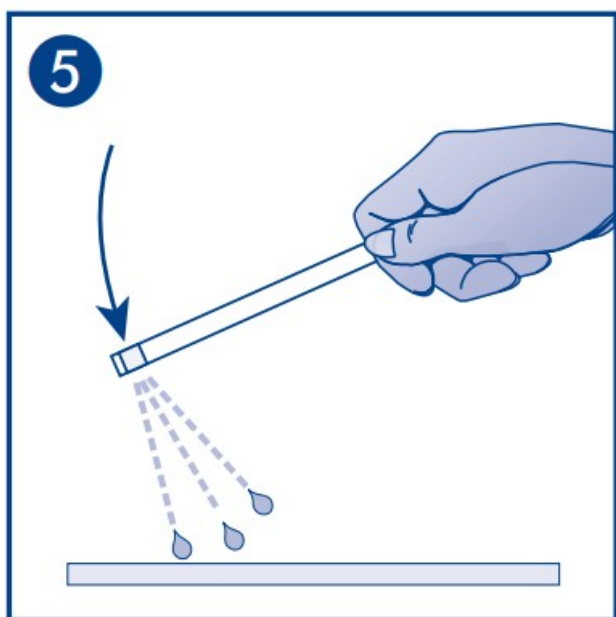
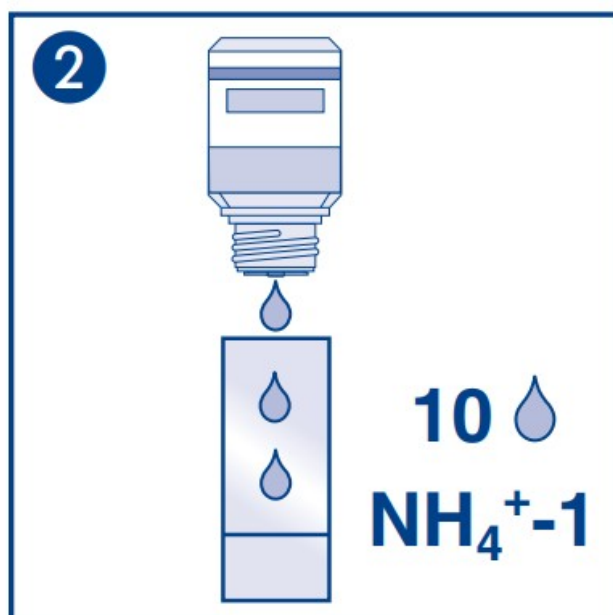
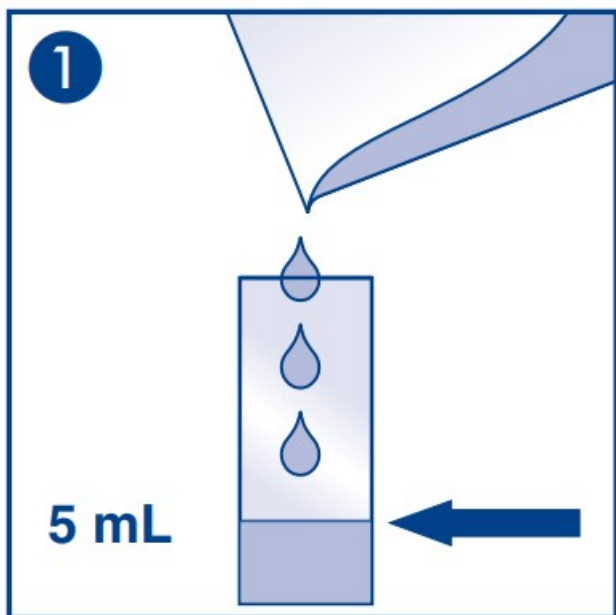
MN91315 Ammonium Container with 100 Test Strips  
User Guide



## Contents

- 1 MN91315 Ammonium Container with 100 Test Strips
- 2 Pack content:
- 3 Measuring range:
- 4 Safety precautions:
- 5 General indications:
- 6 Additional indications:
- 7 Instructions for use:
- 8 Interferences:
- 9 Disposal:
- 10 Storage:
- 11 Documents / Resources
  - 11.1 References

## MN91315 Ammonium Container with 100 Test Strips



**Pack content:**

1 aluminium container with 100 test strips

2 bottles NH<sub>4</sub><sup>+</sup>-1  
1 measuring vessel with 5 mL mark

### Measuring range:

Visually 10400 mg/L NH<sub>4</sub><sup>+</sup>  
Reflectometrically 10350 mg/L NH<sub>4</sub><sup>+</sup>

### Color gradation:

0 · 10 · 25 · 50 · 100 · 200 · 400 mg/L NH<sub>4</sub><sup>+</sup>

### Safety precautions:

Reagent NH<sub>4</sub><sup>+</sup>-1 contains sodium hydroxide solution 32 % CAS 131073-2. DANGER Causes severe skin burns and eye damage. Do not breathe vapors. Wear protective gloves/eye protection. IF SWALLOWED: rinse mouth. Do NOT induce vomiting. IF ON SKIN (or hair): Remove / Take off immediately all contaminated clothing. Rinse skin with water / shower. IF INHALED: Remove to fresh air and keep at rest in a position comfortable for breathing. IF IN EYES: Rinse cautiously with water for several minutes. Remove contact lenses, if present and easy to do. Continue rinsing. For further information, please ask for safety data sheet (see [www.mn-net.com/MSDS](http://www.mn-net.com/MSDS)).

### General indications:

Remove only as many test strips as are required. Close the container immediately after removing a strip. Do not touch the test field.

### Additional indications:

The yellow colouration of the unused test fields is normal and does not indicate any decomposition of the reagents.

### Instructions for use:

1. Rinse the measuring vessel with the test solution and fill it to the 5 mL mark.
2. Add 10 drops NH<sub>4</sub><sup>+</sup>-1 (sodium hydroxide solution) to the sample.
3. Shake carefully.
4. Dip the test strip into the test solution for 5 s.
5. . Shake off excess liquid.
6. Compare with the color scale. If ammonium ions are present, the test field turns orange.

### Interferences:










This test is intended for the detection of ammonium in surface and drinking water and in industrial waste water which do not contain high concentrations of interfering ions, such as water hardeners (calcium, magnesium), iron and sulfide ions. The determination of ammonium is not impaired by the following maximum foreign substance concentrations: 10.000 mg/L S<sub>2</sub>, 1000 mg/L Cl, Mg<sup>2+</sup>, SO<sub>4</sub><sup>2-</sup>, 100 mg/L Ca<sup>2+</sup>, 10 mg/L Fe<sup>2+</sup>

### Disposal:

The used test strips must be collected for special hazard waste treatment.

## Storage:

Avoid exposing the strips to sunlight and moisture. Keep container cool and dry (storage temperature 430 °C). If correctly stored, the test strips may be used until the use-by-date printed on the packaging.

	Item number
	Warning
	Permitted storage temperature range
	Please read instructions for use
	Batch identification
	Use by
	Store in a dry place
	Keep container closed
	Contains sufficient for <n> tests

# QUANTOFIX® Ammonium


MACHEREY-NAGEL GmbH & Co. KG

Valenciennner Str. 11 · 52355 Düren

Germany Tel.: +49 24 21 969-0

[info@mn-net.com](mailto:info@mn-net.com)

## Documents / Resources



[QUANTOFIX MN91315 Ammonium Container with 100 Test Strips](#) [pdf] User Guide  
MN91315 Ammonium Container with 100 Test Strips, MN91315, Ammonium Container with 100 Test Strips

## References

-  [MACHEREY-NAGEL Webshop | MACHEREY-NAGEL](#)
-  [MACHEREY-NAGEL Webshop | MACHEREY-NAGEL](#)
-  [MACHEREY-NAGEL](#)