



QSG 2.4G Wireless Keyboard and Mouse Combo User Guide

[Home](#) » [QSG](#) » QSG 2.4G Wireless Keyboard and Mouse Combo User Guide 

Contents

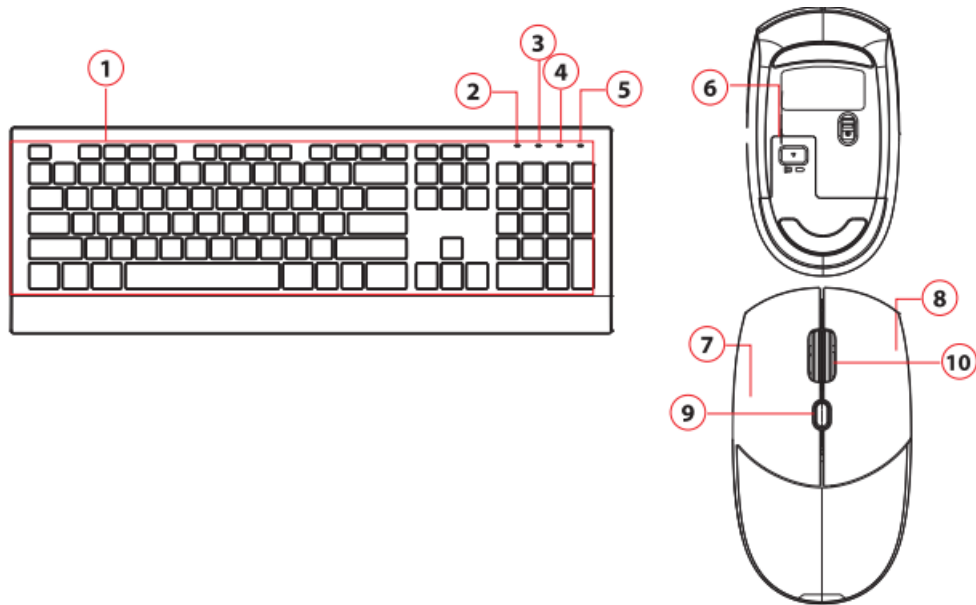
- [1 QSG 2.4G Wireless Keyboard and Mouse Combo](#)
- [2 OVERVIEW](#)
- [3 GETTING STARTED](#)
- [4 FCC STATEMENT](#)
- [5 Documents / Resources](#)
- [6 Related Posts](#)

QSG

QSG 2.4G Wireless Keyboard and Mouse Combo



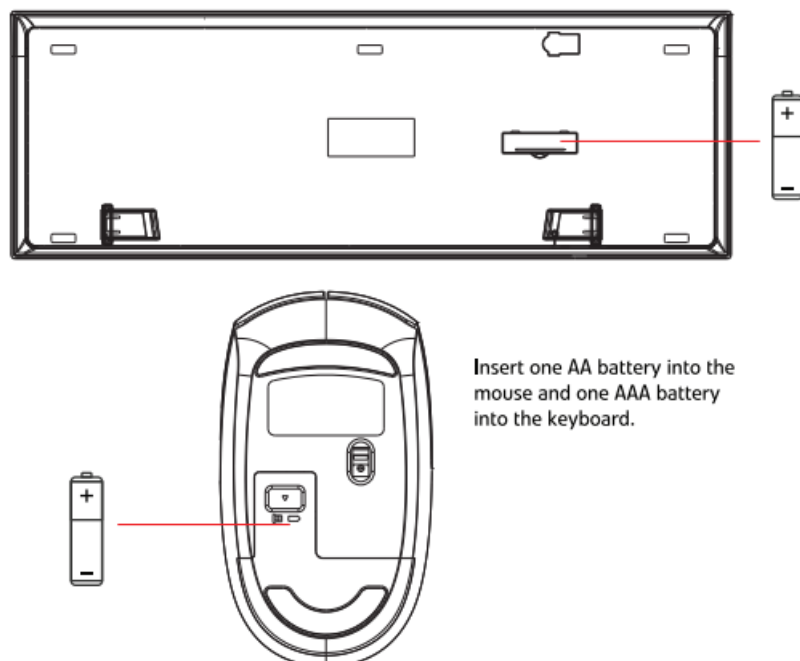
OVERVIEW



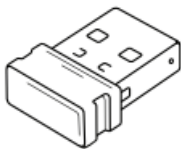
1. Key Caps
2. Num Lock LED indicator
3. Caps Lock LED indicator
4. Scroll Lock LED indicator
5. Low Battery LED indicator
6. Wireless receiver (inside the mouse)
7. Left Click button
8. Right Click button
9. DPI button
10. Scroll Wheel

Notice: When your computer goes into standby mode, press the DPI button to bring your mouse cursor back.

GETTING STARTED



Insert the wireless receiver into any of the USB ports or other device USB ports (No driver setup is necessary)



Notice: There is only one wireless receiver for this combo. The wireless receiver is located inside the mouse battery compartment. Users must open the bottom cover underneath the mouse to access the wireless receiver.

FCC STATEMENT

This device complies with Part 15 of the FCC Rules. Operation is subject to the following two conditions:

1. This device may not cause harmful interference.
2. This device must accept any interference received, including interference that may cause undesired operation.


NOTE: This equipment has been tested and found to comply with the limits for a Class B digital device, pursuant to part 15 of the FCC Rules. These limits are designed to provide reasonable protection against harmful interference in a residential installation. This equipment generates uses and can radiate radio frequency energy and, if not installed and used in accordance with the instructions, may cause harmful interference to radio communications. However, there is no guarantee that interference will not occur in a particular installation. If this equipment does cause harmful interference to radio or television reception, which can be determined by turning the equipment off and on, the user is encouraged to try to correct the interference by one or more of the following measures:

- Reorient or relocate the receiving antenna.
- Increase the separation between the equipment and receiver.
- Connect the equipment into an outlet on a circuit different from that to which the receiver is connected.
- Consult the dealer or an experienced radio/TV technician for help

NOTE: The manufacturer is not responsible for any radio or TV interference caused by unauthorized modifications to this equipment. Such modifications could void the user's authority to operate the equipment.

RF Exposure: This equipment complies with FCC radiation exposure limits set forth for an uncontrolled environment.

Documents / Resources

	<p>QSG 2.4G Wireless Keyboard and Mouse Combo [pdf] User Guide GWMX03D, 2A6G2-GWMX03D, 2A6G2GWMX03D, 2.4G Wireless Keyboard and Mouse Combo, 2.4G Keyboard and Mouse Combo, Wireless Keyboard and Mouse Combo, Keyboard and Mouse Combo, Wireless Keyboard, Keyboard, Wireless Mouse, Mouse</p>
---	---