


4 Seater Accent Couch Modular Sofa



QHITTY 4 Seater Accent Couch Modular Sofa Instruction Manual

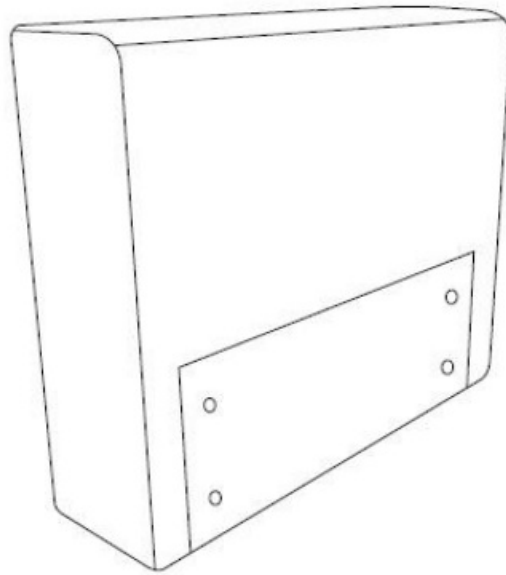
[Home](#) » [QHITTY](#) » QHITTY 4 Seater Accent Couch Modular Sofa Instruction Manual 

Contents

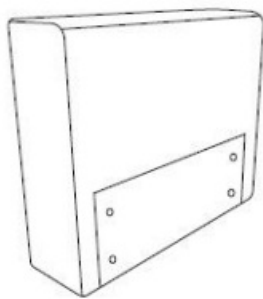
- [1 QHITTY 4 Seater Accent Couch Modular Sofa](#)
- [2 Parts list](#)
- [3 Product Usage Instructions](#)
- [4 FAQ](#)
- [5 Documents / Resources](#)
 - [5.1 References](#)

QHITTY

QHITTY 4 Seater Accent Couch Modular Sofa



Parts list



E



①*2



②*2



④*1



M6*20

⑤*5

Product Usage Instructions

Assembly Instructions:

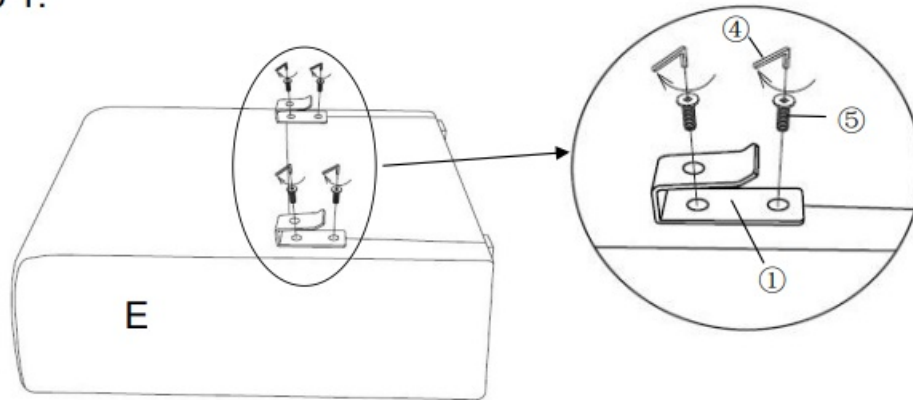
Thank you for purchasing this quality product. Please follow the assembly instructions carefully:

1. Check all packing materials for small loose parts.
2. Remove the seat cushion (C) and back cushion (D) before slipping the arm into the frame.

Step-by-Step Assembly:

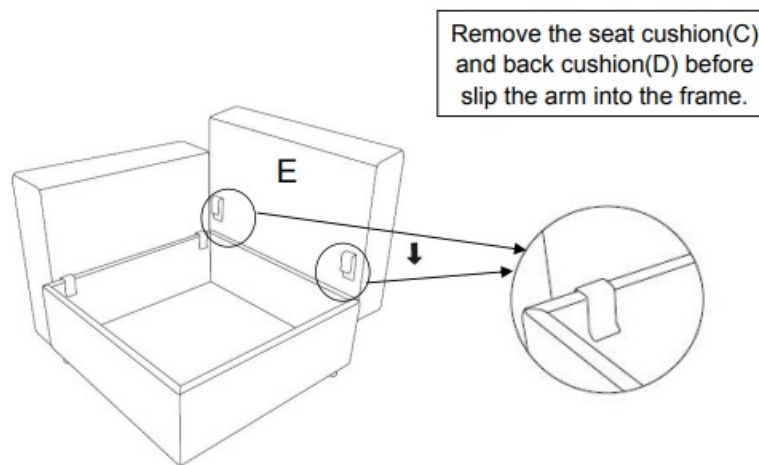
1. **Step 1:** Assemble part E.

Step 1:

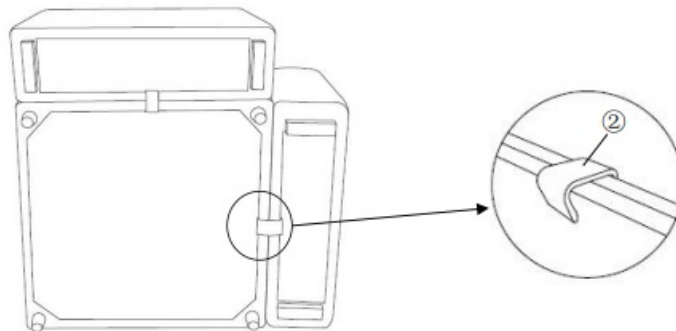


2. **Step 2:** Remove the seat cushion (C) and back cushion (D) before slipping the arm into the frame.
3. **Step 3:** Proceed with the next assembly step.
4. **Step 4:** Follow the assembly instructions for attaching other components.

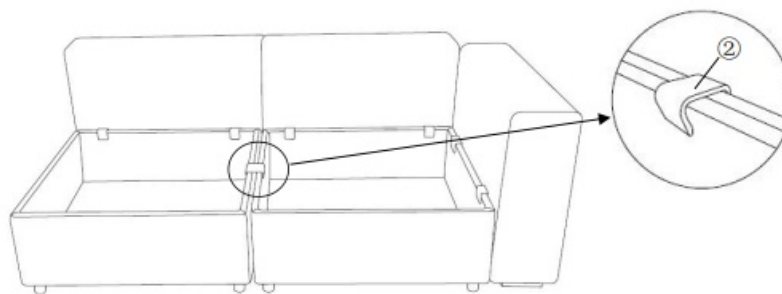
Step 2:



Step 3:

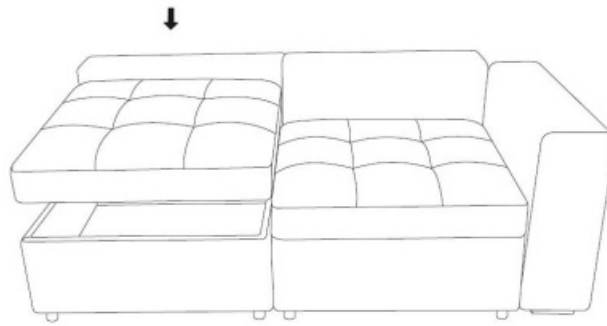


Step 4:

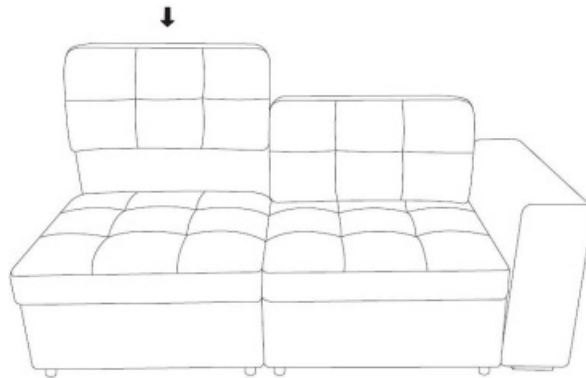


5. **Step 5:** Continue assembling until all parts are securely connected.
6. **Step 6:** Double-check all connections for stability.
7. **Step 7:** Your product is now assembled and ready for use.

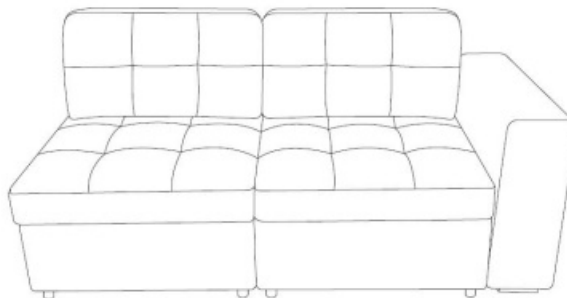
Step 5:



Step 6:



Step 7:



FAQ


Q: What should I do if I find missing parts during assembly?

A: In case of missing parts, please contact our customer service for assistance. Provide your order details for a prompt resolution.

Q: How can I clean the product?

A: Use a damp cloth with mild soap to clean the product. Avoid using harsh chemicals that may damage the material.

Documents / Resources

	<p>QHITTY 4 Seater Accent Couch Modular Sofa [pdf] Instruction Manual 4 Seater Accent Couch Modular Sofa, 4 Seater Accent Couch, Modular Sofa</p>
---	---

References

- [User Manual](#)

Manuals+, Privacy Policy

This website is an independent publication and is neither affiliated with nor endorsed by any of the trademark owners. The "Bluetooth®" word mark and logos are registered trademarks owned by Bluetooth SIG, Inc. The "Wi-Fi®" word mark and logos are registered trademarks owned by the Wi-Fi Alliance. Any use of these marks on this website does not imply any affiliation with or endorsement.