

Q-TRAN Wide Linear Fixtures Installation Guide


[Home](#) » [Q-TRAN](#) » Q-TRAN Wide Linear Fixtures Installation Guide 

Contents

- [1 Q-TRAN Wide Linear Fixtures](#)
- [2 Mounting](#)
 - [2.1 Stainless Steel Clip \(SST-09\)](#)
 - [2.2 Plastic Clip \(PLC-03\)](#)
 - [2.3 Screw Mounting](#)
 - [2.4 832 Silicone Mounting](#)
 - [2.5 VHB Mounting](#)
- [3 Documents / Resources](#)
 - [3.1 References](#)
- [4 Related Posts](#)



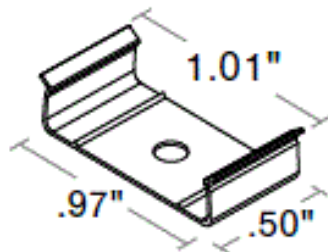
Q-TRAN Wide Linear Fixtures



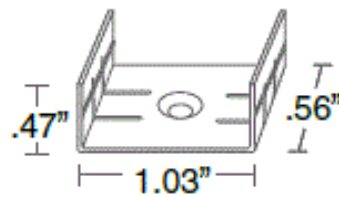
Mounting

NOTE: 2 clips provided for 4' or less; 4 clips provided for greater than 4'

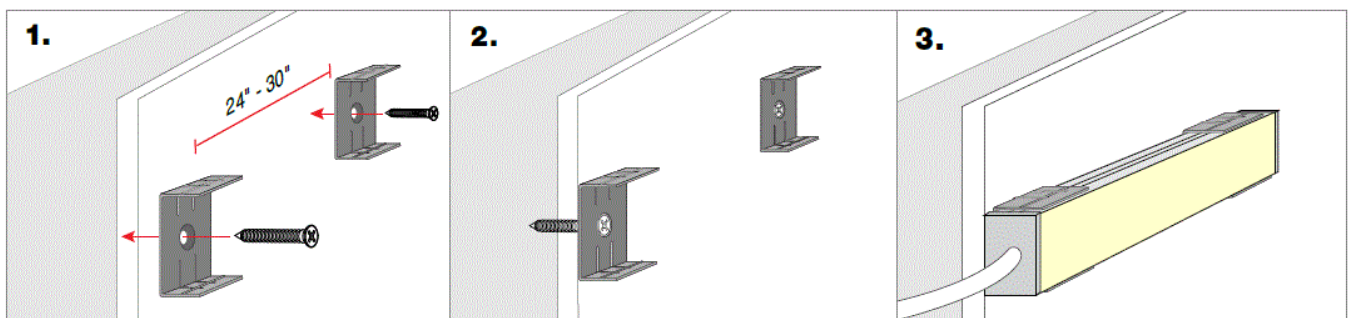
Stainless Steel Clip (SST-09)



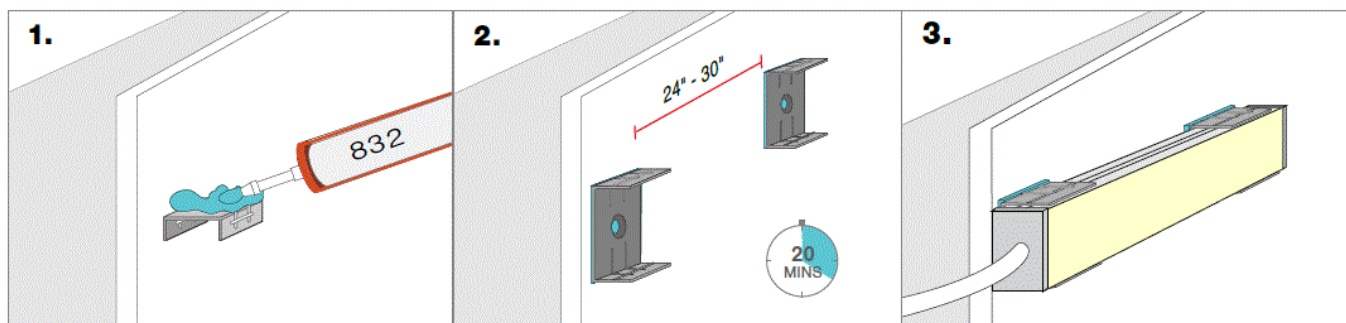
Plastic Clip (PLC-03)



Screw Mounting

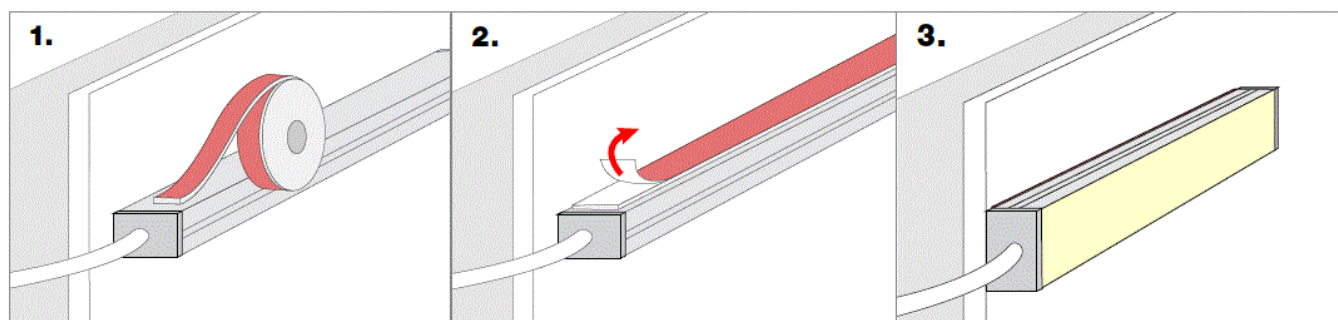


832 Silicone Mounting



NOTE: 832 Silicone use in a well- ventilated area, 832 Silicone sold with Caulking gun. Do not use in any submersible applications.

VHB Mounting



NOTES: • Field modifications must comply with Q-Tran's installation methods otherwise warranty is null and void

© 2022 Q-Tran Inc. All rights reserved | 155 Hill St. Milford, CT 06460 | 203-367-8777 | sales@q-tran.com | www.q-tran.com

Documents / Resources

	<p>Q-TRAN Wide Linear Fixtures [pdf] Installation Guide Wide Linear Fixtures, Wide, Linear Fixtures, Fixtures</p>
--	---

References

- [RealNames | A more meaningful email address](#)
- [LED Lighting Systems, Linear LED Lights, LED transformers | Q-Tran](#)