

Q-TRAN LUME-01-SC Q-CAP Flexible Fixtures User Manual

[Home](#) » [Q-TRAN](#) » Q-TRAN LUME-01-SC Q-CAP Flexible Fixtures User Manual 

Q-TRAN LUME-01-RGB Q-CAP Flexible



Contents

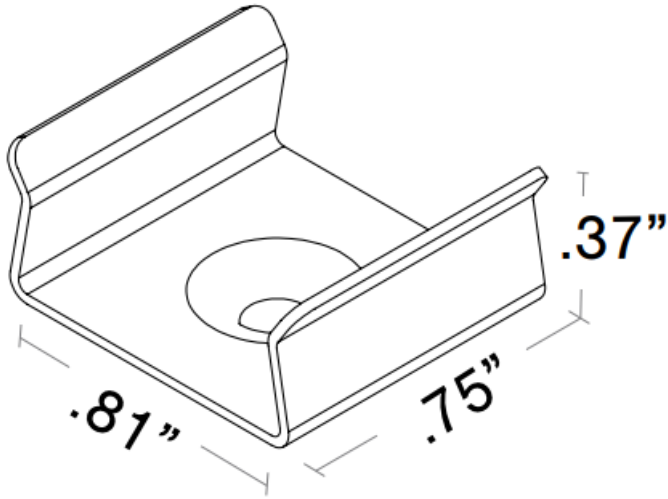
- [1 Mounting](#)
- [2 Mounting Accessories](#)
- [3 Rated](#)
- [4 Lens with LED visibility](#)
- [5 Connectors/Wire](#)
- [6 Documents / Resources](#)
 - [6.1 References](#)
- [7 Related Posts](#)

Mounting

NOTE: 2 white snug clips provided per first 12", 1 for each additional 12".
Other mounting styles incur additional charge, see price guide for details.

WSC: WHITE SNUG CLIP

- For indoor/outdoor use
- Surface mounting
- Stainless steel/corrosion resistant
- Discrete mounting
- White glossy finish

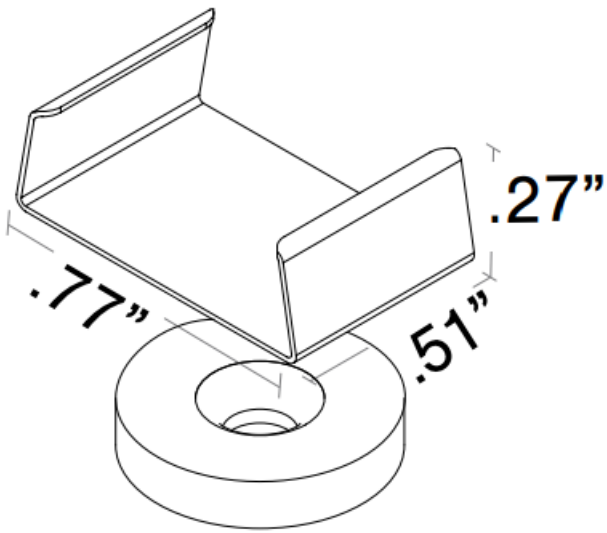


MOUNTING HARDWARE

- #6 flat screw (one provided for each clip)
- 832 Silicone (sold separately)

MC: MAGNETIC CLIP

- For indoor/outdoor use
- Steel clip
- Neodymium magnet
- Easy install
- Easily detachable
- For inaccessible locations such as cove area
- White glossy finish

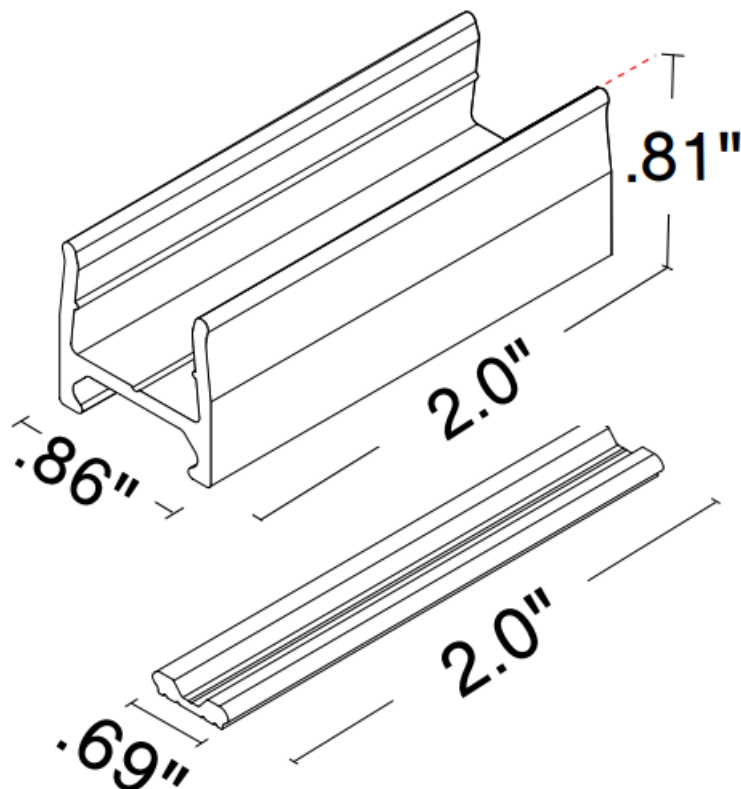


MOUNTING HARDWARE

- #6 flat screw (one provided for each clip)
- 832 Silicone (sold separately)

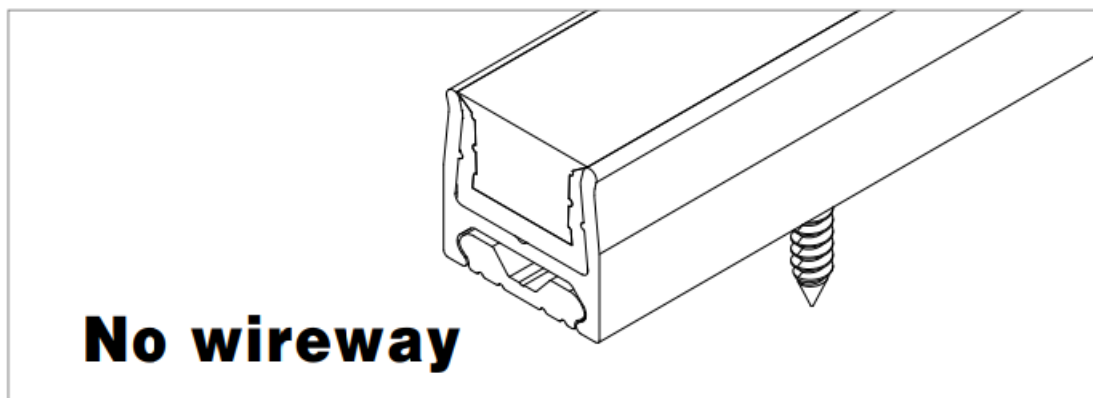
LUME-PPS-LP-CL-2: PC LOW PROFILE MOUNT CLIP

- Clear Polycarbonate (PC)
- For indoor/outdoor use
- Surface mounting
- No wire way
- Can be mounted with or without PPS-BRACKET (COVE FRIENDLY)



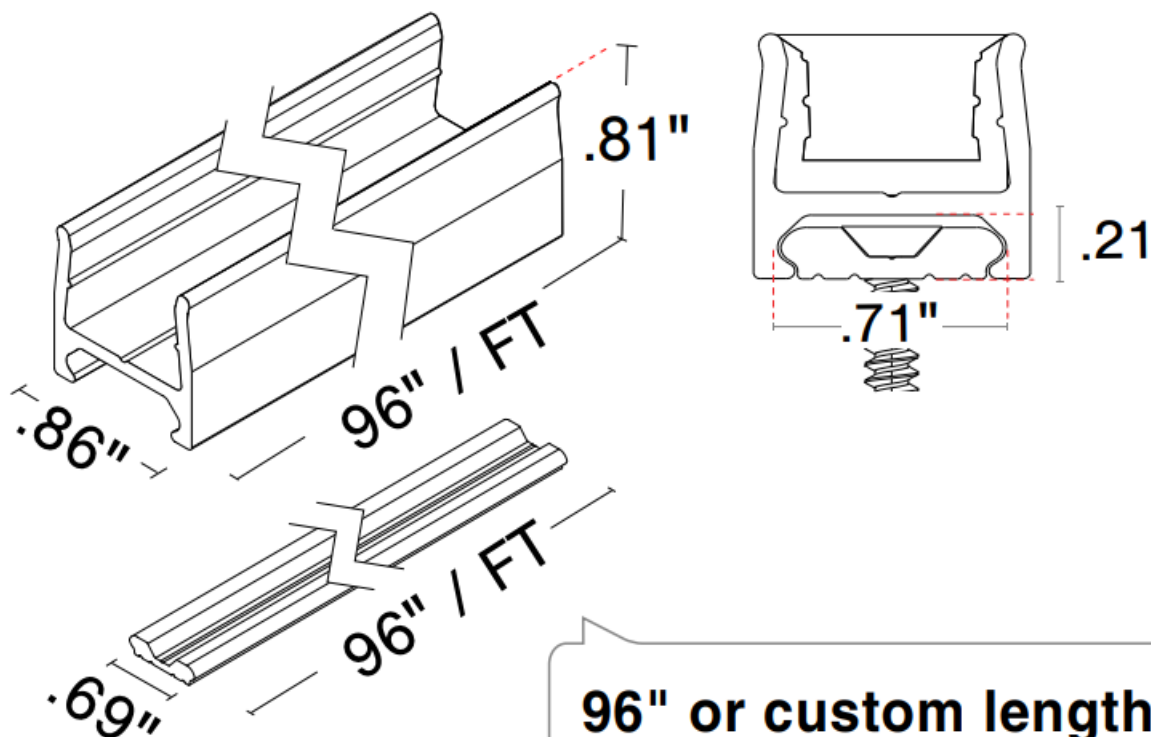
MOUNTING HARDWARE

- #8 Flat head screw (1 screw for every 16")
- 832 Silicone (sold separately)



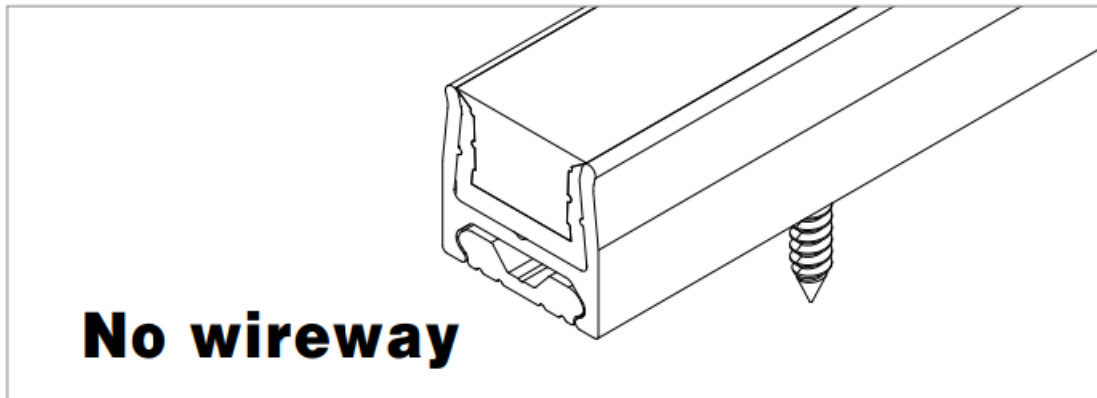
LUME-PPS-LP-CL-96 & LUME-PPS-LP-CL-FT: PC LOW PROFILE MOUNT CHANNEL

- Clear Polycarbonate (PC)
- 96" (PPS-LP-CL-96) or custom length (PPS-LP-CL-FT)
- For indoor/outdoor use
- Surface mounting
- Low profile mounting
- No wire way
- Can be mounted with or without PPS-BRACKET (COVE FRIENDLY)

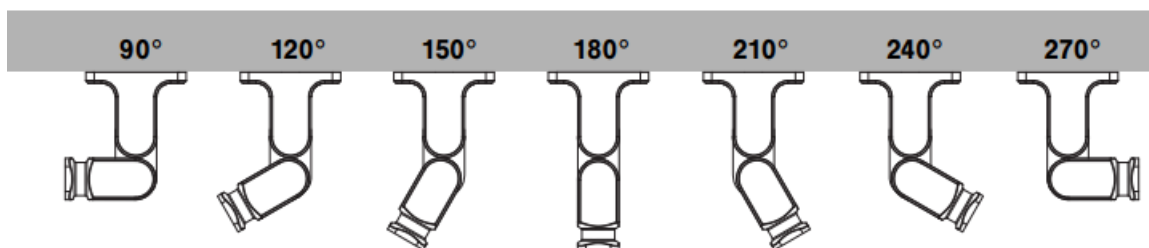


MOUNTING HARDWARE

- #8 Flat head screw (1 screw for every 16")
- 832 Silicone (sold separately)

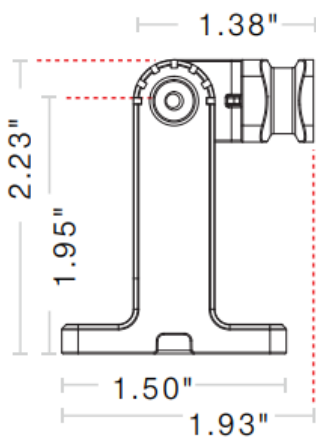


Mounting Accessories

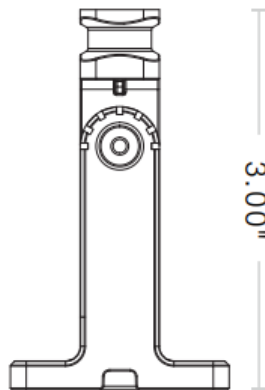


Q-ANGLE (Full ordering guide and installation available for this product in the [accessories](#) section of website)

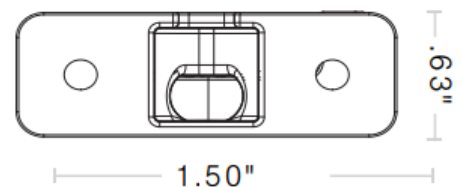
90° BACK VIEW



180° BACK VIEW



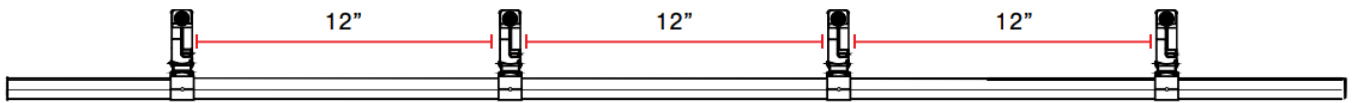
BASE; BOTTOM VIEW



- Offset lighting to illuminate signs, artwork, etc.
- For indoor/outdoor use
- Wall, ceiling, or floor mounted
- Anodized aluminum/corrosion resistant
- Free moving rotating head which can be locked into specific angles
- Preset dial notches for easy adjustments from 90° to 270°

MOUNTING HARDWARE

- White Snug Clip
- 6-32 Fillister head screw
- 4-40 Flat head screw
- Drywall anchor (not provided)
- #6- 1 ¼ " wood screw



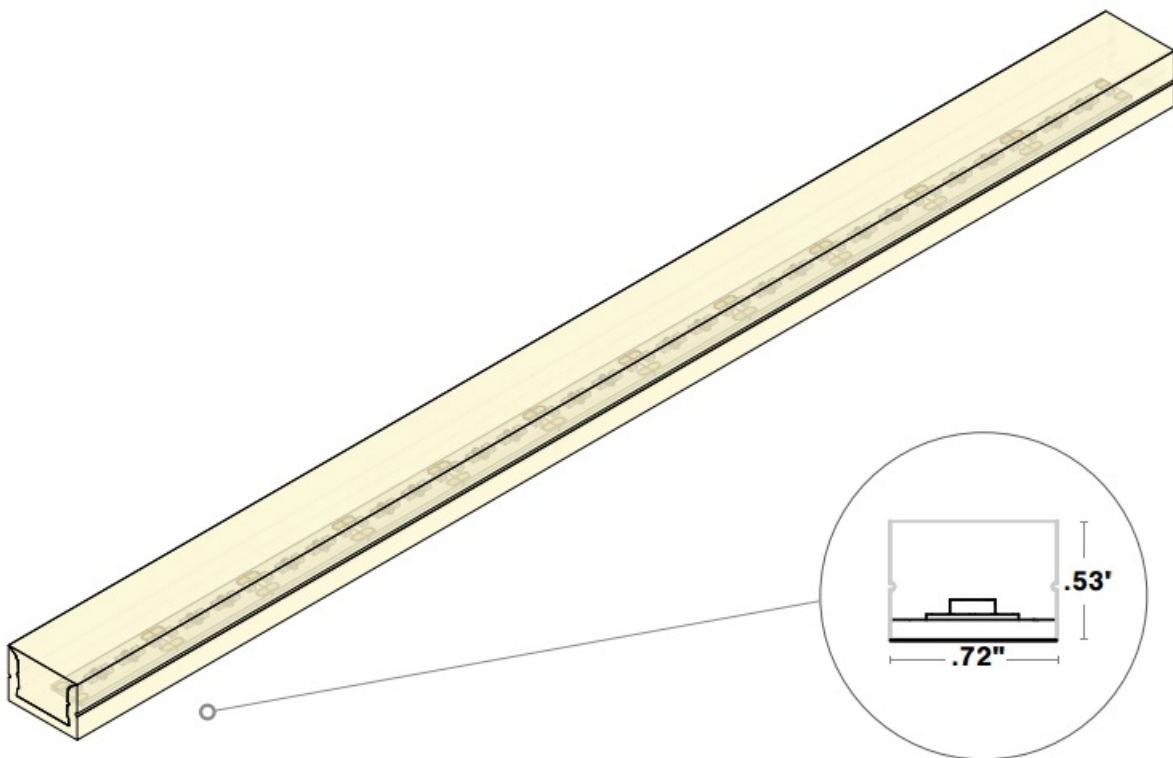
Q-ANGLE MUST BE MOUNTED EVERY 12"

SEE [Q-ANGLE INSTALL](#) FOR MORE INFORMATION

Rated

DRY

- Lengths up to 191"
- Encapsulated in polyurethane
- NOT FIELD CUTTABLE



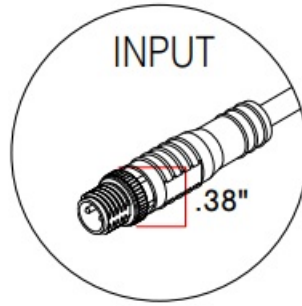
COMPATIBLE CONNECTORS

BW



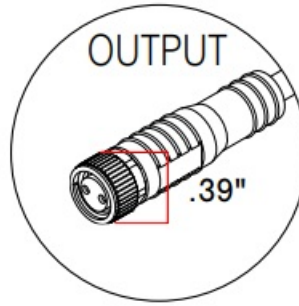
BARE WIRE 24"

CON6/24



INPUT

.38"



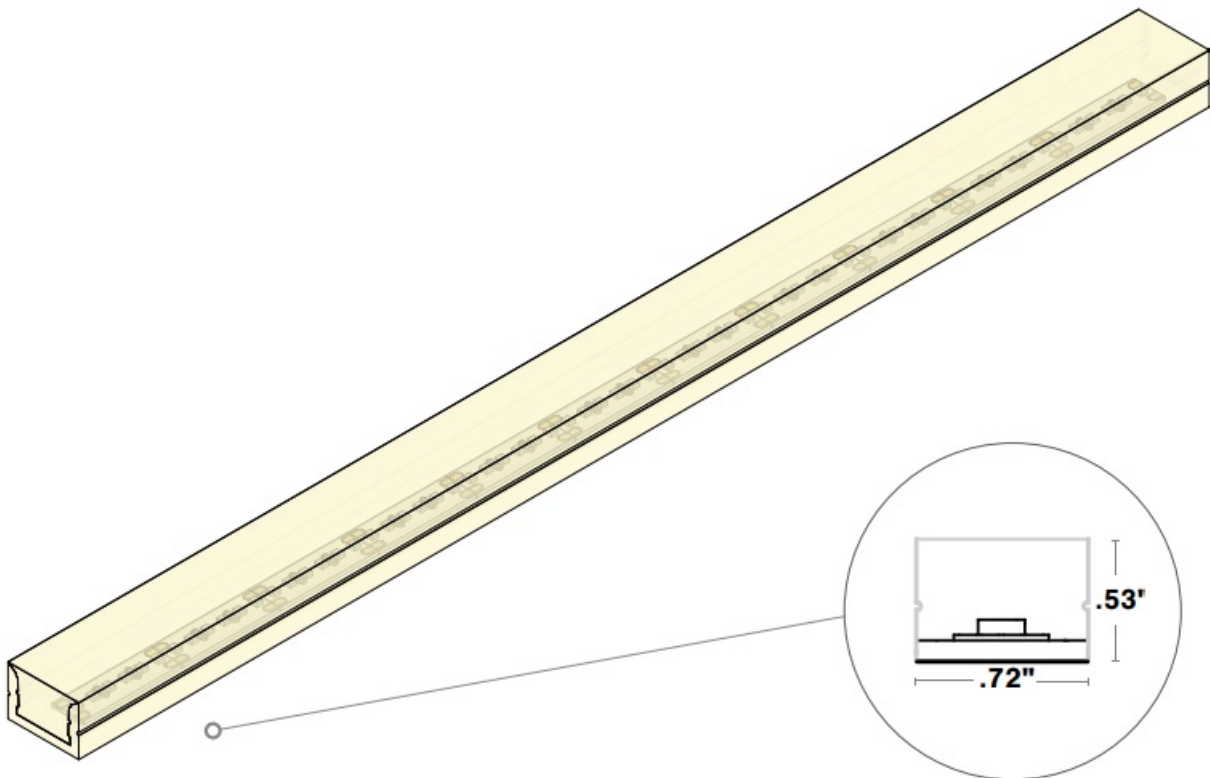
OUTPUT

.39"

CONNECTOR 6"
CONNECTOR 24"

WET

- Lengths up to 191"
- Encapsulated in polyurethane
- NOT FIELD CUTTABLE



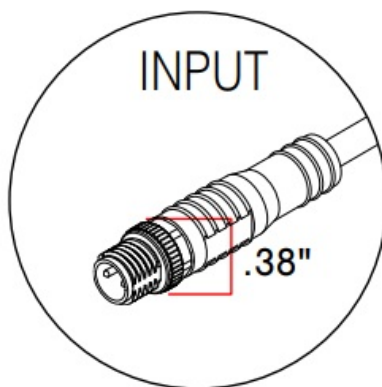
COMPATIBLE CONNECTORS

BW

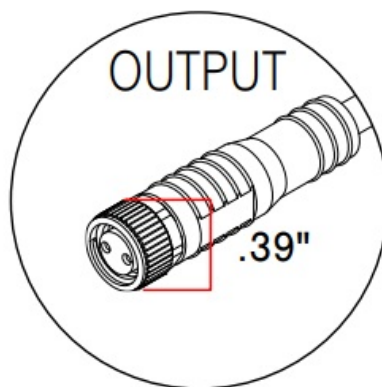


BARE WIRE 24"

CON6/24



CONNECTOR 6"
CONNECTOR 24"

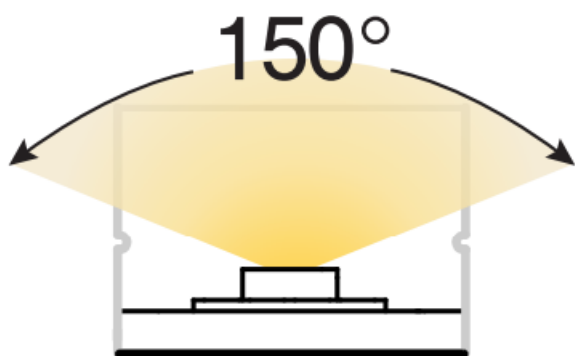


Lens with LED visibility



ENC/TL Encapsulated in Translucent

Light Orientation



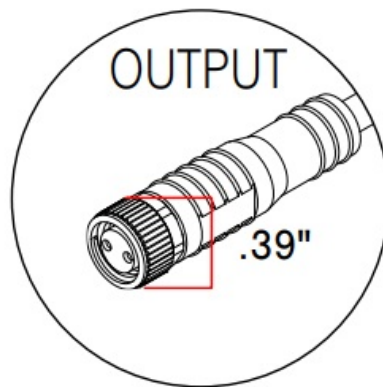
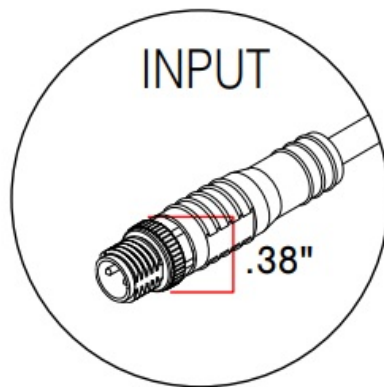
Connectors

BW




BARE WIRE 24"

CON6/24



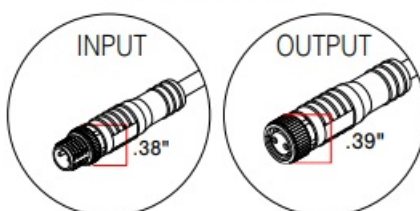
CONNECTOR 6"
CONNECTOR 24"

BRL



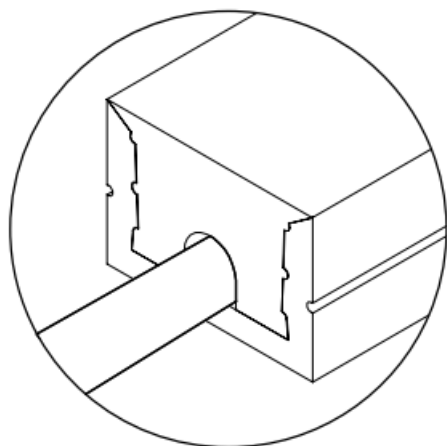
WET BARREL 6"

CON6/24



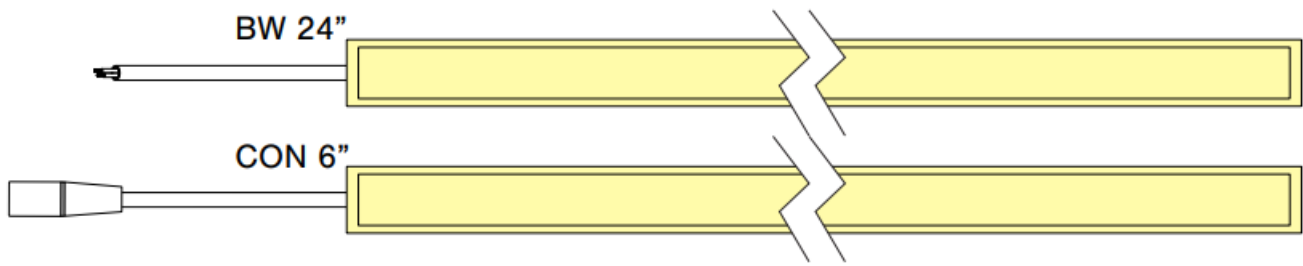
CONNECTOR 6"
CONNECTOR 24"

Type

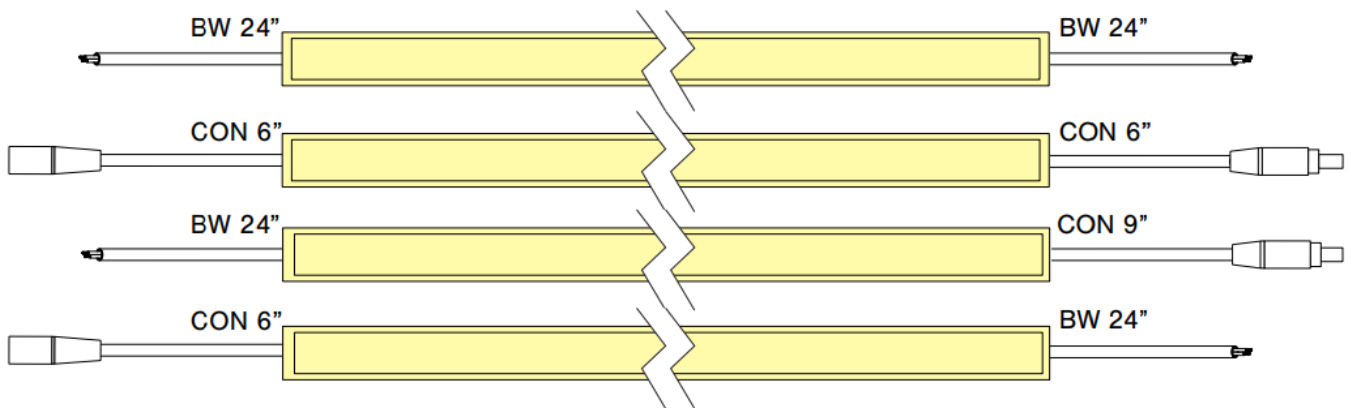


.0" added at end

S1 - Input only

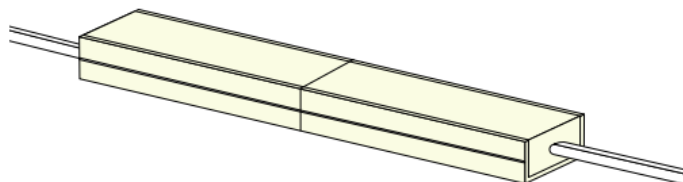
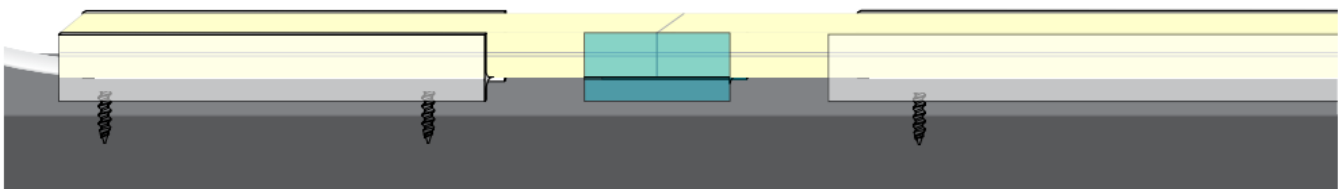
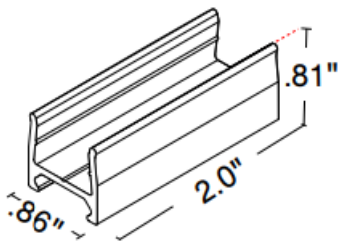


P1 - Input/Output



Order the PPS-LP-CL-2 to support two fixtures together with no visible break and order the PPS-LP-CL-96/PPS-LP-CL-FT to support the fixture

LUME-PPS-LP-CL-2



Connectors/Wire

BARE WIRE

- Belden wire 22 AWG
- Outdoor rated
- 24" Standard length

BW



BARE WIRE

DRY BARREL

- 22 AWG
- Dry rated
- 6" Standard length including connector

BRL



INPUT CONNECTOR




OUTPUT CONNECTOR

WET BARREL

- 22 AWG
- Wet rated
- 6" Standard length including connector

BRL



INPUT CONNECTOR

OUTPUT CONNECTOR

Related Products

TWO-FER

Sold: Individually



Two outputs and one input

FOUR-FER

Sold: Individually



Four outputs and one input

Q-MINI-J*

Sold: Individually



Junction box that allows for
splicing of LED lead wires

Q-PIVOT

Sold: Pairs



Mounting accessory

*Full ordering guide available for this product in the [accessories](#) section of website



Documents / Resources

	<p>Q-TRAN LUME-01-SC Q-CAP Flexible Fixtures [pdf] User Manual LUME-01-SC Q-CAP Flexible Fixtures, LUME-01-SC Q-CAP, Flexible Fixtures, Fixtures</p>
---	--

References

- [RealNames | A more meaningful email address](#)
- [LED Lighting Systems, Linear LED Lights, LED transformers | Q-Tran](#)

[Manuals+](#).