

Q LIGHT Q-PANEL BL Backlit LED Panel Installation Guide


[Home](#) » [Q-light](#) » Q LIGHT Q-PANEL BL Backlit LED Panel Installation Guide 

Contents

- [1 Q LIGHT Q-PANEL BL Backlit LED Panel](#)
- [2 Product Specifications](#)
- [3 Product Usage Instructions](#)
- [4 Frequently Asked Questions](#)
- [5 Dimensions](#)
- [6 INSTALLATION INSTRUCTION](#)
- [7 Documents / Resources](#)
 - [7.1 References](#)
- [8 Related Posts](#)



Q LIGHT Q-PANEL BL Backlit LED Panel



Product Specifications

- **Product Name:** Q-PANEL BL Backlit LED Panel
- **IP Rating:** IP44 (Protected against solid objects over 1mm and water splashes)
- **Dimensions:** 595mm x 595mm x 27mm
- **Input Voltage:** 220-240V
- **Dimmable:** Yes

Product Usage Instructions

Installation Guide

- Follow the instructions carefully and store them for future reference. An authorized electrician should install this fixture.
- Disconnect the power before installation or maintenance.

Important Warnings

Warning: You must never regulate the current on the secondary side. Doing so can damage the LED unit. It is crucial not to disconnect the LED unit from the power supply with voltage on the system, as this can also cause damage to the LED unit.

Website

For more information, visit the official website: www.qlight.no

Revision Information

- **Revision:** 1.0,
 - **Year:** 2024

Frequently Asked Questions

Q: Can I install the Q-PANEL BL myself?

A: It is recommended to have an authorized electrician install the Q-PANEL BL to ensure proper installation and safety.

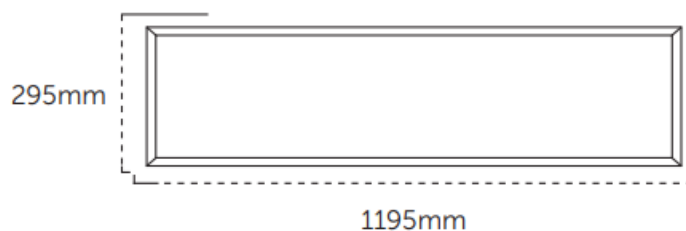
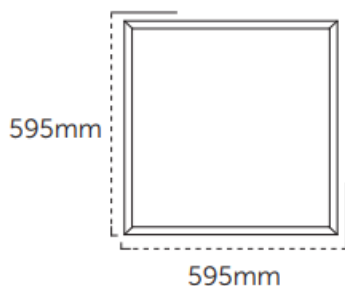
Q: Is the Q-PANEL BL dimmable?

A: Yes, the Q-PANEL BL is dimmable, providing flexibility in lighting options.

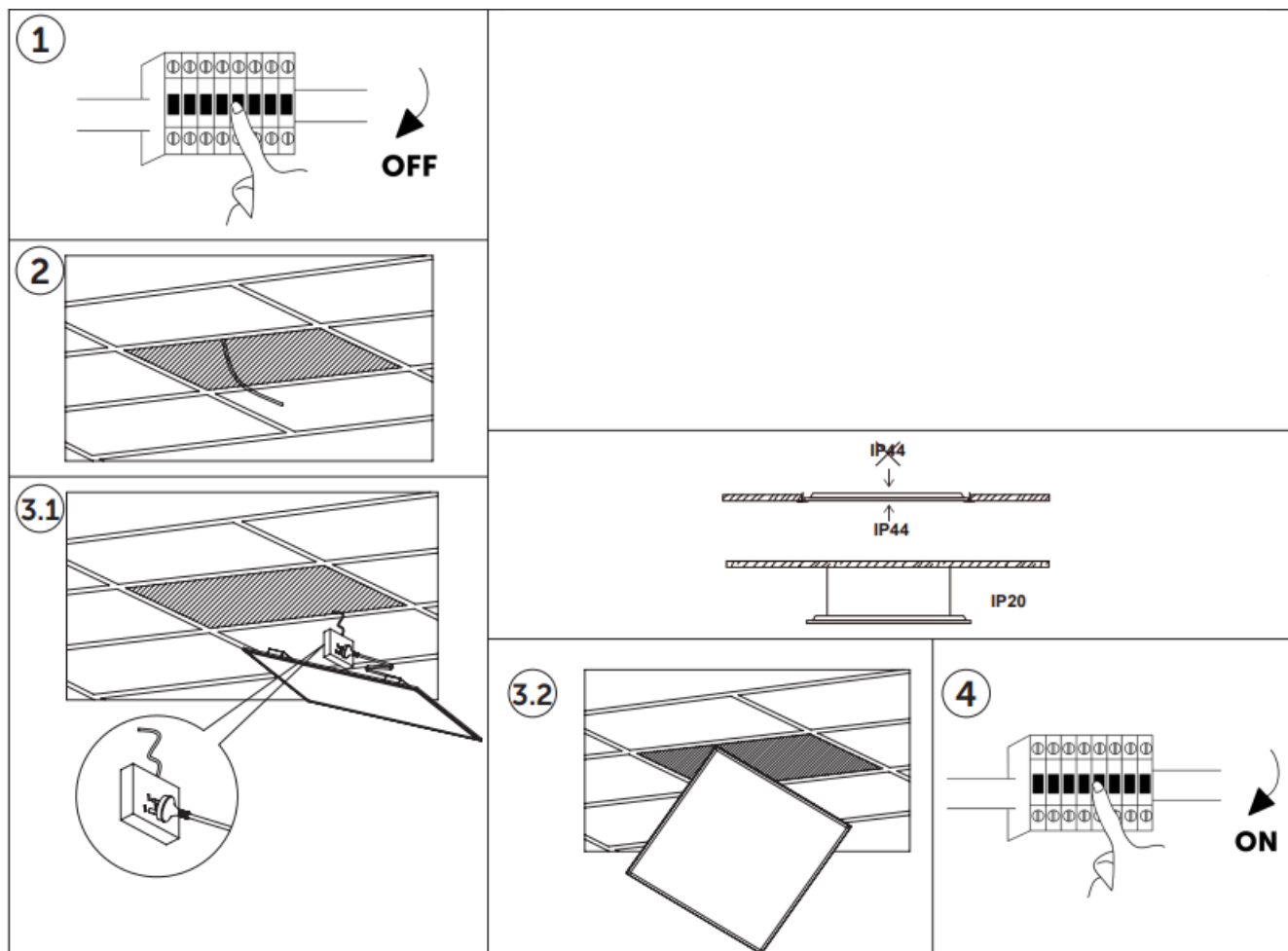
symbols



Dimensions



INSTALLATION INSTRUCTION



- Follow the instructions carefully, and store them for future use. An authorized electrician should install this fixture.
- Disconnect the power before installing or performing maintenance.
- **WARNING!** You must never regulate the current on the secondary side.
- This can damage the LED unit. It is important not to disconnect the LED unit from the power supply with voltage on the system. This can damage the LED unit.
- www.qlight.no
- Rev. 1.0: 2024

Documents / Resources

	<p>Q LIGHT Q-PANEL BL Backlit LED Panel [pdf] Installation Guide</p> <p>Q-PANEL BL Backlit LED Panel, Q-PANEL BL, Backlit LED Panel, LED Panel, Panel</p>
--	---------------------------------------------------------------------------------------------------------------------------------------------------------------------------

References

- [Ditt valg - Vårt ansvar](#)
- [User Manual](#)

Manuals+. Privacy Policy

This website is an independent publication and is neither affiliated with nor endorsed by any of the trademark owners. The "Bluetooth®" word mark and logos are registered trademarks owned by Bluetooth SIG, Inc. The "Wi-Fi®" word mark and logos are registered trademarks owned by the Wi-Fi Alliance. Any use of these marks on this website does not imply any affiliation with or endorsement.