



# PYLE Wireless BT Streaming PA Speaker Wireless Microphone User Manual

[Home](#) » [Pyle](#) » PYLE Wireless BT Streaming PA Speaker Wireless Microphone User Manual

## Contents [ [hide](#) ]

- 1 Pyle Pro Wireless BT Streaming PA Speaker User Manual**
  - 1.1 IMPORTANT SAFETY INSTRUCTIONS**
  - 1.2 WARNING**
  - 1.3 1. FOR OUTDOOR USE:**
  - 1.4 2. UNDER WET LOCATION:**
  - 1.5 3. SERVICE INSTRUCTIONS:**
  - 1.6 TIPS – TO PROLONG THE LIFE OF RECHARGEABLE BATTERIES**
  - 1.7 TROUBLESHOOTING**
  - 1.8 SPECS AND FEATURES**
- 2 Documents / Resources**
  - 2.1 References**
- 3 Related Posts**

**Pyle Pro Wireless BT Streaming PA Speaker User Manual**



• PSBT85A



• PSBT105A




• PSBT125A

### ***PSBT85A- PSBT105A- PSBT125A***

#### **Wireless BTStreaming PASpeaker with Wireless Microphone**

Portable Karaoke Speaker System with Built-in Rechargeable Battery, MP3/USB/SD, UHF Wireless Mic

#### **IMPORTANT SAFETY INSTRUCTIONS**

1. Read and keep these instructions.
2. Heed all warnings.
3. Follow all instructions.
4. Do not use this apparatus near water.
5. Clean only with a dry cloth.
6. Do not block any ventilation openings. Install in accordance with the manufacturer's instructions.
7. Do not install near any heat sources such as radiators, heat registers, stoves, or other apparatus (including amplifiers) that produce heat.
8. Do not defeat the safety purpose of the polarised or ground plug: A polarised plug has two blades with one wider than the other. The wide blade is provided for your safety. When the provided plug does not fit into your outlet, consult an electrician for replacement of the obsolete outlet.
9. Protect the power cord from being walked on or pinched particularly at plug, convenience receptacles, and the point where they exit from the apparatus.
10. Only use attachments/accessories specified by the manufacturer.
  -  1. Use only with a cart, stand, tripod, bracket, or table specified by the manufacturer, or sold with the apparatus. When a cart is used, use caution when moving the cart/apparatus combination to avoid injury from tip-over.
12. Unplug this apparatus during lightning storms or when unused for long periods of time.
13. Refer all servicing to qualified service personnel. Servicing is required when the apparatus has been damaged in any way, such as power supply cord or plug is damaged, liquid has been spilled or objects have fallen into the apparatus, the apparatus has been exposed to rain or moisture, does not operate normally, or has been

dropped.

14. To reduce the risk of re or electric shock, do not expose this apparatus to rain or moisture.
15. Apparatus should not be exposed to dripping or splashing and no objects filled with liquids, should be placed on the apparatus.
16. Use only with the battery which specied by manufacturer.
17. The power supply cord set is to be the main disconnected device.

## **WARNING**

**This symbol indicates that dangerous voltage constituting a risk of electric shock is present within this unit.**



**This symbol indicates that there are important operation and maintenance instructions in the literature accompanying this unit.**



### **1. FOR OUTDOOR USE:**

To reduce the risk of re or electric shock, do not expose this apparatus to rain or moisture.

### **2. UNDER WET LOCATION:**

Apparatus should not be exposed to dripping or splashing and no objects filled with liquids, such as vases should be placed on the apparatus.

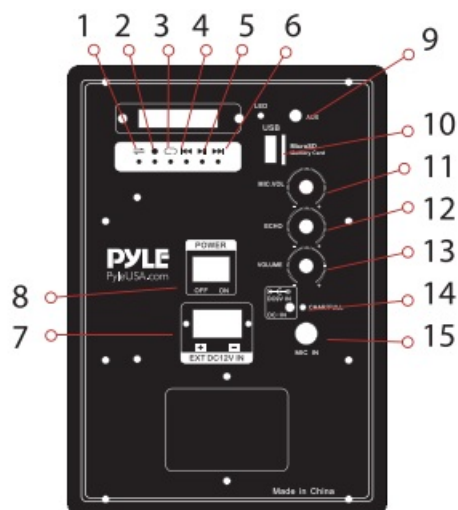
### **3. SERVICE INSTRUCTIONS:**

**CAUTION:** These servicing instructions are for use by qualified service personnel only. To reduce the risk of electric shock, do not perform any servicing other than that contained in the operating instructions unless you are qualified to do so.

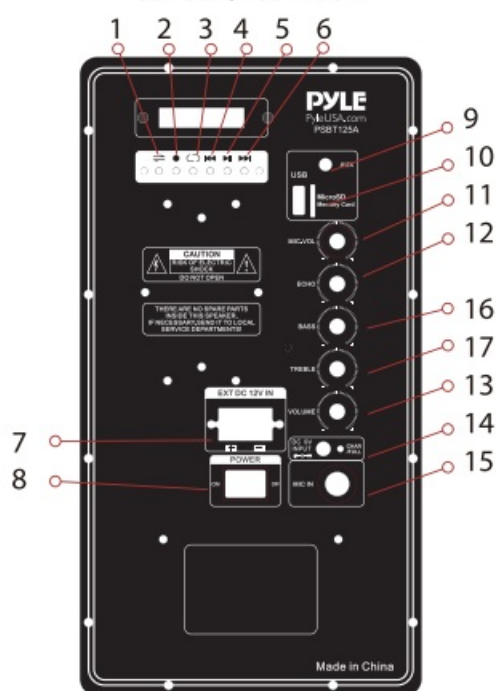
## **TIPS – TO PROLONG THE LIFE OF RECHARGEABLE BATTERIES**

1. Store portable system with batteries in a fully charged condition. 8-10 hours to fully charge.
2. The battery prefers a partial rather than a full discharge. A partial discharge reduces stress and prolongs battery life.
3. Avoid frequent full discharges because this puts additional strain on the battery.
4. Avoid keeping the battery at full charge and high temperature.
5. Fully charge the system at least once every 3~6 months. Battery may not charge if not charged for a prolonged periods of time.
6. Do not freeze the battery. Store in a dry, cool place away from heat. Elevated temperature reduces battery lifespan.
7. Rechargeable batteries have a limited number of charge cycles and may eventually need to be replaced. Battery life and number of charge cycles vary by use and settings.

1. Input Mode switch
2. Record
3. Cycling mode
4. Previous song
5. Pause and play
6. Next song
7. External battery input
8. Power **ON/OFF**
9. AUX input
10. USB/MicroSD card input
11. Mic volume control
12. Mic echo control
13. Music volume control
14. Power input
15. Mic input
16. Bass control
17. Treble control
18. Preset EQ Mode
19. Mute
20. U-Disk/SD Card Switch
21. Select song by number



**PSBT85A/PSBT105A**



**PSBT125A**



**Remote Controller**

## TROUBLESHOOTING

| PROBLEM   | POSSIBLE CAUSE  | SOLUTION   |
|---|---|--|
| No Sound or Faint Sound From Speaker                                  | Volume turned down  | Adjust volume  |
|   | Power switch is turned off  | Turn power switch on   |
| Power Indicator doesn't turn <b>ON</b>                                | Power switch is turned off  | Turn power switch on   |
|   | Rechargeable Battery is discharged  | Plug into AC outlet to recharge  |
|   | Rechargeable Battery is "dead"  | Replace battery and plug into AC outlet to recharge                      |
| Distorted Sound From Speaker  | Volume set too high   | Reduce volume  |
|   | Excessive wind noise breath "pops"  | Use windscreen on wireless & wired microphone                            |
|   | Input signal too strong   | Adjust input signals   |
| Excessive Feedback  | Microphone too close or directly in front of the speaker                                  | Move microphone away from the speaker                                    |
|   | Volume set too high   | Recharge   |
|   | Microphone too far from sound source (requiring the volume to be turned up to compensate) | Speak closer to the microphone or move microphone closer to sound source |
| Weak, Distorted Sound. Power Indicator Flickers                       | Batteries level is low  | Plug into AC outlet to recharge  |
| Excessive Hum or Noise  | Input Cable not shielded  | Use shielded cable   |
| Shortened Battery Life  | Old or overused battery   | Recharge or replace battery  |
|   | Battery is not charged for over 3~4 months  | Recharge or replace battery  |
| Battery CHARGING Indicator Not Flickering when plugged into AC Outlet | Rechargeable Battery is "dead"  | Recharge or replace battery  |
|   | Battery is not charged for over 3~4 months  | Replace battery  |

## SPECS AND FEATURES

| Model                             | PSBT85A                          | PSBT105A                          | PSBT125A                          |
|-----------------------------------|----------------------------------|-----------------------------------|-----------------------------------|
| BT Network Name                   | Pyle PSBT85A                     | Pyle PSBT105A                     | Pyle PSBT125A                     |
| Sound System                      | 8"-in. Subwoofer, 3"-in. Tweeter | 10"-in. Subwoofer, 3"-in. Tweeter | 12"-in. Subwoofer, 3"-in. Tweeter |
| Power Output                      | 800 Watt MAX                     | 1000 Watt MAX                     | 1200 Watt MAX                     |
| PA Speaker Dimensions (L x W x H) | 10." x 8.1" x 15.4" inches       | 12.4" x 10.2" x 19.5" inches      | 15.0" x 12.0" x 23.0" inches      |

### Features:

- Compact & Portable PA Speaker System

- Powerful Loudspeaker Sound Projection
- Karaoke Style Microphone Priority Talkover
- Bluetooth Music Streaming Ability
- Built-in Rechargeable Battery
- Includes UHF Wireless Handheld Microphone
- Unique Audio Record Function
- Full Range Stereo Sound Reproduction
- Impressive Bass Response
- MP3 Digital Audio File Playback
- USB Flash Drive Memory Reader
- Micro SD Memory Card Reader
- 1/4" -inch Microphone Input
- Aux (3.5mm) Audio Jack
- Rear Panel Button Control Center
- Rotary Audio Configuration Adjustment
- LED Battery Indicator Lights
- Convenient Carry Handles for Portability
- Optional Powered Externally via 12V Power Input
- Used for Home & Backyard Karaoke, Public Events, Crowd Control

#### **Bluetooth Wireless Streaming:**

- Hassle-Free Bluetooth Pairing Setup
- Instantly Receives Wireless Music Streaming
- Works with all of Today's Latest Devices
- Smartphones, Tablets, Laptops, Computers, etc.
- Bluetooth Version: 4.2
- Wireless Range: Up to 33'+ ft.

#### **Recording Function:**

- Simple Button Activated Sound Recording
- Records Audio as Streamed Through the Speaker
- Records via USB Flash or SD Memory Card Slots
- Easy Transfer to PC & Mac
- Filetype Saved: WAV
- \*Only Records Audio via Microphone

#### **What's in the Box:**

- Portable PA Speaker
- Wireless Microphone
- Remote Control
- Power Adaptor

## Technical Specs:

- Wireless Frequency Mode: UHF
- Frequency Response: 55Hz-20kHz
- Sensitivity: 92dB (+/-2dB)
- Impedance: 4 Ohm
- S/N Ratio: >80dB
- T.H.D.: <1%
- Digital Audio File Playback Support: MP3, WMA, WAV
- USB / SD Memory Support: Up to 32GB
- Construction Material: Engineered ABS Molded Speaker Cabinet
- Battery Powered Remote Control, Requires (1) x 'CR-2025', Included
- PA Speaker Rechargeable Battery: 3.7V Li-iOn,2200mAh (x2)
- Optional External Power Supply: 12V
- Power Supply: 120/240V (9V Power Adapter)



## Questions? Issues?

We are here to help!

Phone: (1) 718-535-1800

Email: [support@pyleusa.com](mailto:support@pyleusa.com)

## Documents / Resources

|   |  |
|---|--|
|  | <a href="#">PYLE Wireless BT Streaming PA Speaker Wireless Microphone</a> [pdf] User Manual<br>Wireless BT Streaming PA Speaker Wireless Microphone, PSBT85A, PSBT105A, PSBT125A |
|  | <a href="#">PYLE Wireless BT Streaming PA Speaker</a> [pdf] User Manual<br>PSBT85A, PSBT105A, PSBT125A, Wireless, BT, Streaming, PA Speaker, Wireless Microphone, PYLE           |

## References

- [P Pyle USA Electronics | Home Audio | Car Audio & More](#)