



PYLE UHF Wireless Microphone System PDWMU214 User Manual

[Home](#) » [Pyle](#) » PYLE UHF Wireless Microphone System PDWMU214 User Manual 

PYLE

PyleUSA.com

UHF Wireless Microphone System
User Manual



PDWMU211



PDWMU103



PDWMU112



PDWMU114



PDWMU214

Please read this manual carefully before using it and strictly operate and store it in accordance with the instructions. Please save it for your future reference.

The wireless system is reliable in performance, portable and easy to operate, and is suitable for use at home, school, training room, and outdoor performance. The wireless system adopts advanced intelligent digital

technology and high integrated circuit design, which has the advantages of strong stability, intelligence, and high efficiency.

Contents

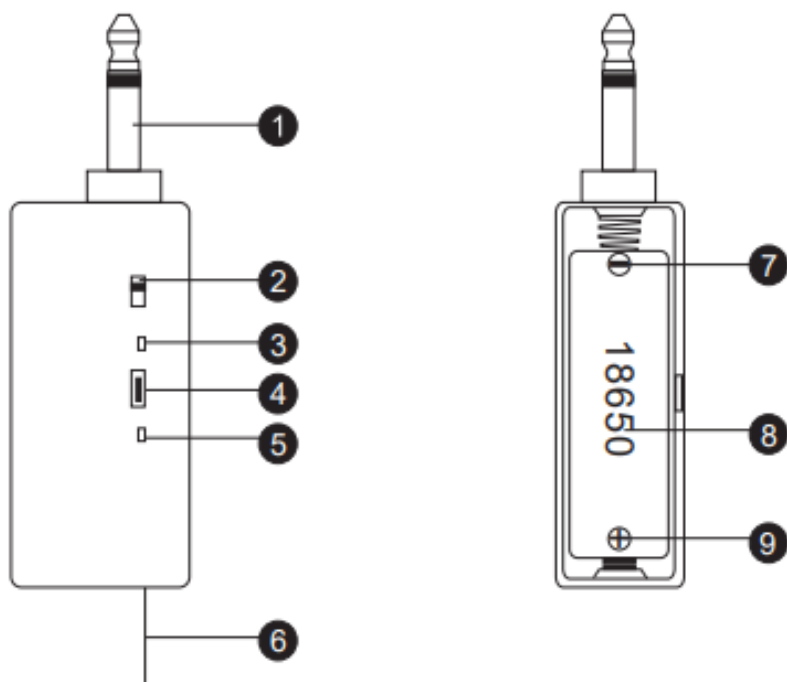
- 1 FEATURES**
- 2 RECEIVER FUNCTION DESCRIPTION**
- 3 TRANSMITTER FUNCTION DESCRIPTION**
- 4 BODYPACK TRANSMITTER**
- 5 OPERATION**
- 6 Bodypack Transmitter Operation Sequence**
- 7 PDWMU211**
- 8 What's in the Box:**
- 9 PDWMU 103**
- 10 PDWMU112**
- 11 PDWMU114**
- 12 PDWMU214**
- 13 Documents / Resources**
 - 13.1 References**
- 14 Related Posts**

FEATURES

1. UHF frequency for stronger anti-interference ability and stable transmission distance.
2. The transmitter has a frequency modulation function to meet the simultaneous use of multiple frequencies.
3. The receiver adopts an automatic frequency lock design, which makes operation simpler and smarter.
4. Mini receiver design with 6.35mm standard audio plug, plug, and play.
5. The receiver has a rechargeable function, circuit protection technology, and a detachable large-capacity Lithium battery. It can also be connected to a power bank for Long-term offline use.
6. Easy to operate, easy to use, and have a good sense of experience.

RECEIVER FUNCTION DESCRIPTION

- 1.



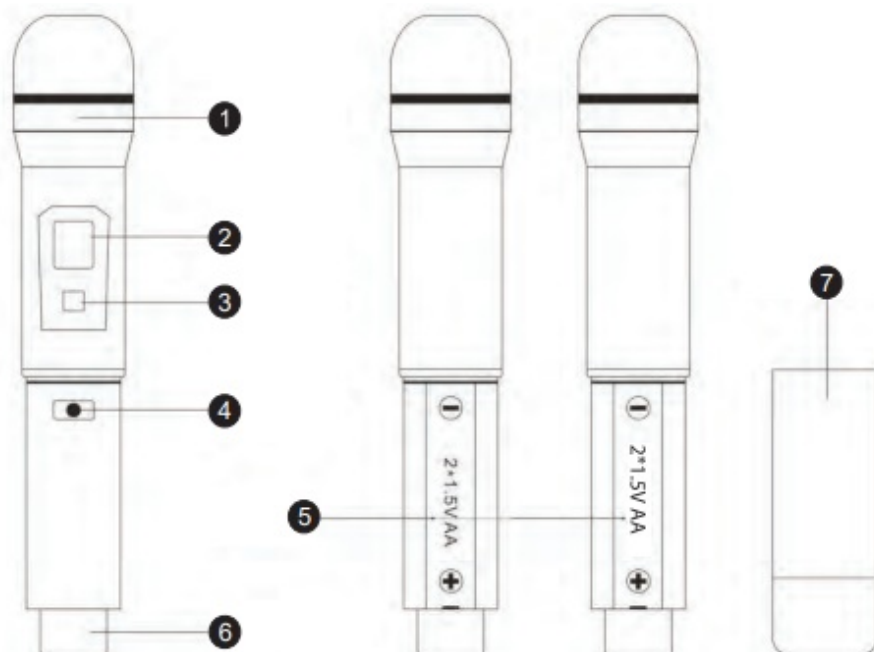
6.35mm audio plug

2. Power switch
3. Power indicator, charging indicator
4. DC 5V charging port
5. RF signal indicator
6. Antenna
7. 18650 lithium battery negative electrode*
8. 18650 lithium battery compartment
9. 18650 lithium battery positive electrode*

Note: Be sure to confirm the positive/negative battery before installing it to avoid damage to the receiver! Please fully charge the lithium battery before using it.

TRANSMITTER FUNCTION DESCRIPTION

1. Handheld Microphone

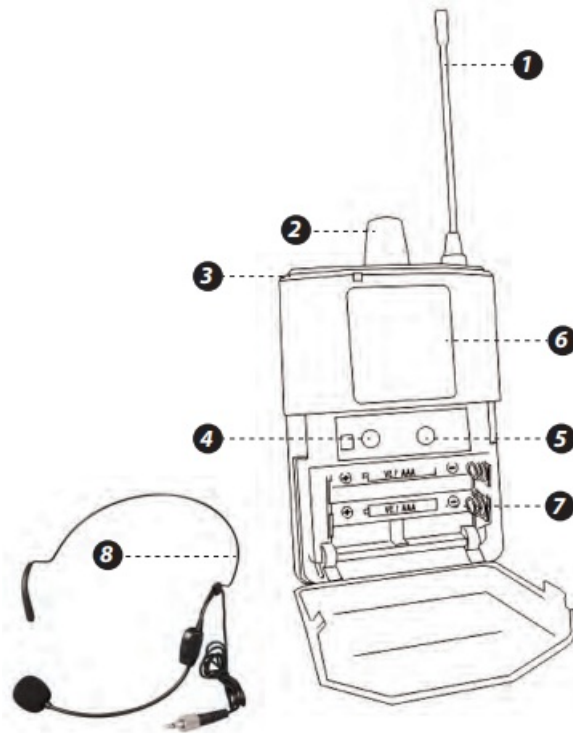


1. Microphone head
2. LED display
3. Microphone switch
4. CH button

5. Battery compartment
6. Transmitter antenna
7. Tail cover

BODYPACK TRANSMITTER

1. Antenna
2. Volume Adjust and ON/OFF button
3. Microphone Connector
4. CH Button DOWN
5. CH Button UP
6. LED Display
7. Battery compartment
Double AA batteries (AA 1.5VX2)
8. Headset microphone
(Lavalier microphone)



OPERATION

Tips:

Under normal circumstances, the product has been completed at the factory and can be used normally after opening the box, no need to adjust the frequency.

If you need to adjust the frequency, please follow the steps below.

Note: Before operating, make sure the transmitter and receiver are both off.

The operation sequence of handheld microphone:

1. Operate the transmitter
2. Open the receivers
3. Confirm at the transmitter)

1. Press and hold the power button and CH button of the transmitter at the same time until the LED display flashes then release the button.
2. Turn ON the receiver power button, please pay attention to the RF signal indicator of the receiver. Under normal circumstances, the receiver RF signal indicator flashes continuously four 4 times and then goes out. (In this case, the receiver and the transmitter is connected successfully.)
3. Short press the transmitter CH button to confirm the connection between the transmitter and the receiver. At this time, the transmitter display stops flashing, and the receiver RF signal indicator is always ON, indicating that the receiver and the transmitter is connected successfully.

Note:

If it can't be connected, please repeat the above operation.

(The transmitter must be operated before the receiver is turned ON.)

When the same frequency interference occurs, please short press the transmitter CH button. At this time, the

transmitter will change the frequency to avoid frequency interference.

Bodypack Transmitter Operation Sequence

1. The transmitter and receiver are both off.
2. Press and hold "▼" CH button and turn ON the power switch button to "ON" at the same time until the LED display flashes for 4 seconds, then release the "▲" CH button.
3. Turn ON the receiver power button, pay attention to the RF signal indicator of the receiver. Under normal circumstances, the receiver RF signal indicator flashes continuously four to four times and then goes out. (In this case, the receiver, and the transmitter are connected successfully)
4. Short press the transmitter "▼" CH button to confirm the connection between the transmitter and the receiver. At this time, the transmitter display stops flashing, and the receiver RF signal indicator is always ON, indicating that the receiver and the transmitter are connected successfully.

PDWMU211

UHF Wireless Microphone System Kit

Includes Headset Mic, Lavalier Mic & Beltpack Transmitter

System Features:

- UHF Band Microphone System
- Operation Range: Up to 160¹+ ft.
- LED Digital Display Readout Screens
- Simple Setup & Hassle-Free Operation
- AF & RF Audio Transmission Signal Strength Indicators
- Independent & Adjustable Channel Volume Controls
- Selectable Frequency Range: Up to (8) Channels
- 1/4" Audio Output Jack
- XLR Balanced Output Jack

What's in the Box:

- Receiver Base
- Beltpack Transmitter
- Headset Microphone
- Lavalier Microphone
- Power Cable

Transmitter Specs:

- RF Output: >10 dBm

- Modulation Type: FM
- Max Deviation: ± 40 KHz
- Spurious Emission: > 55 dBc
- Nominal Current Drain: < 40 mA
- Battery Powered, Requires (2) x AA Batteries -Each

Receiver Specs:

- Signal/Noise Ratio: -105dB
- Border Upon Channel Rejection: >70 dB
- H.D.: $< 1\%$
- Audio Output Level: 0-300 mV
- Dimensions 6.8 x 5.3 x 1.7 in
- Power Supply: 110/220V (12-15V Power Adapter)

PDWMU 103

UHF Wireless Microphone System

Handheld Mic & Wireless Transmitter with Universal Plug-and-Play Audio

Features:

- Wireless Handheld Microphone System
- UHF (Ultra-High Frequency) Mic Design
- Easy Plug-and-Play Audio
- Simple & Hassle-Free Operation
- Reliable, Distortion-Free Performance
- Battery-Operated for Wireless Mobility
- Receiver Features 1/4" Jack for Additional Connection
- Auto-Search Mic Adapter Syncing with Microphone
- LCD Digital Display Screen for Frequency Read-Out
- LED Indicator Lights
- Power ON/OFF Switch
- Single Channel Selectable Frequency Design (Only 1 Mic Per Receiver)
- Used for Home Theater Party Karaoke or Stage & Studio DJ Recording
- Connects to PA Speaker Systems, Amplifiers, Audio Receivers, Mixers

What's in the Box:

- Handheld Microphone
- (2) x AA Batteries
- Receiver Unit
- (2) AAAA Batteries

- USB Connection Cable

Technical Specs:

- Microphone System: UHF, PLL 32-Channel Selectable Frequencies
- Wireless Operation Range: Up to 165'+ ft.
- Pickup Pattern: Uni-Directional, Ca cardioid
- Receiver Interface: 1/4" Audio Connector Jack
- H.D: <0.5%
- Spurious Emission: >40dB
- Audio Dynamic Range: >100dB
- S/N Ratio: >96dB @ 1kHz, A-Weighted
- Battery Operated Microphone, Requires (2) 'AA' Batteries
- Battery Operated Receiver, Requires (2) AAA Batteries
- *Receiver Can Also be Powered via USB Cable
- Microphone Dimensions (L x D): 9.8"x 1.5"-inches
- Receiver Dimensions (L x W x H): 3.4"x 2.4"x 0.8"-inches

PDWMU112

UHF Wireless Microphone System Kit

Includes Headset Mic, Lavalier Mic & Beltpack Transmitter

System Features:

- UHF Band Microphone System
- Operation Range: Up to 160'¹+ ft.
- LED Digital Display Readout Screens
- Simple Setup & Hassle-Free Operation
- AF & RF Audio Transmission Signal Strength Indicators
- Independent & Adjustable Channel Volume Controls
- Selectable Frequency Range: Up to (8) Channels
- 1/4" Audio Output Jack
- XLR Balanced Output Jack

What's in the Box:

- Receiver Base
- Beltpack Transmitter
- Headset Microphone
- Lavalier Microphone
- Power Cable

Transmitter Specs:

- RF Output: >10 dBm
- Modulation Type: FM
- Max Deviation: ± 40 KHz
- Spurious Emission: > 55 dBc
- Nominal Current Drain: < 40mA
- Battery Powered, Requires (2) x AA Batteries -Each

Receiver Specs:

- Signal/Noise Ratio: -105dB
- Border Upon Channel Rejection: >70dB
- H.D.: < 1%
- Audio Output Level: 0-300 mV
- Dimensions 6.8 x 5.3 x 1.7 in
- Power Supply: 110/220V (12-15V Power Adapter)

PDWMU114**UHF Wireless Microphone System Kit**

Includes Handheld Mic, Headset Mic, Lavalier Mic & Beltpack Transmitter

System Features:

- UHF Band Microphone System
- Operation Range: Up to 160'+ ft.
- LED Digital Display Readout Screens
- Simple Setup & Hassle-Free Operation
- AF & RF Audio Transmission Signal Strength Indicators
- Independent & Adjustable Channel Volume Controls
- Selectable Frequency Range: Up to (8) Channels
- 1/4" Audio Output Jack
- XLR Balanced Output Jack

What's in the Box:

- Receiver Base
- Beltpack Transmitter
- Headset Microphone
- Lavalier Microphone
- Power Cable

Transmitter Specs:

- RF Output: >10 dBm
- Modulation Type: FM
- Max Deviation: ± 40 KHz
- Spurious Emission: > 55 dBc
- Nominal Current Drain: < 40mA
- Battery Powered, Requires (2) x 'AA Batteries -Each

Receiver Specs:

- Signal/Noise Ratio: -105dB
- Border Upon Channel Rejection: >70dB
- H.D.: < 1%
- Audio Output Level: 0-300 mV
- Dimensions 6.8 x 5.3 x 7 in
- Power Supply: 110/220V (12-15V Power Adapter)

PDWMU214

UHF Wireless Microphone System

Handheld Mic & Wireless Transmitter **with Universal Plug-and-Play Audio**

Features:

- Wireless Handheld Microphone System
- UHF (Ultra-High Frequency) Mic Design
- Easy Plug-and-Play Audio
- Simple & Hassle-Free Operation
- Reliable, Distortion-Free Performance
- Battery-Operated for Wireless Mobility
- Receiver Features 1/4" Jack for Additional Connection
- Auto-Search Mic Adapter Syncing with Microphone
- LCD Digital Display Screen for Frequency Read-Out
- LED Indicator Lights
- Power ON / OFF Switch
- Single Channel Selectable Frequency Design (Only 1 Mic Per Receiver)
- Used for Home Theater Party Karaoke or Stage & Studio DJ Recording
- Connects to PA Speaker Systems, Amplifiers, Audio Receivers, Mixers

What's in the Box:

- (2) Handheld Microphone|
- (2) x AN Batteries
- Receiver Unit

- (2) x 'AAA' Batteries
- USB Connection Cable

Technical Specs:

- Microphone System: UHF, PLL 32-Channel Selectable Frequencies
- Wireless Operation Range: Up to 165'+ ft.
- Pickup Pattern: Uni-Directional, Cardioid
- Receiver Interface: 1/4" Audio Connector Jack
- H.D: <0.5%
- Spurious Emission: >40d13
- Audio Dynamic Range: >100d13
- S/N Ratio: >96dB @ 1kHz, A-Weighted
- Battery Operated Microphone, Requires (2) AN Batteries
- Battery Operated Receiver, Requires (2) 'MN Batteries
- *Receiver Can Also be Powered via USB Cable
- Microphone Dimensions (L x D): 9.8"x 1.5"-inches
- Receiver Dimensions (L x W x H): 3.4"x 2.4"x0.8"-inches



PDWMU211



PDWMU103



PDWMU112



PDWMU114



PDWMU214



VISIT US ONLINE:

Have a question?

Need service or repair?

Want to leave a comment?

PyleUSA.com/ContactUs

Questions? Issues?

We are here to help!

Phone: (1) 718-535-1800

Email: support@pyleusa.com

Documents / Resources



[PYLE UHF Wireless Microphone System PDWMU214](#) [pdf] User Manual
UHF, Wireless, Microphone, PYLE, PDWMU214, PDWMU114

References

- [P Pyle USA Electronics | Home Audio | Car Audio & More](#)

[Manuals+](#)