



## Pyle PPHP87BTA Portable Bluetooth PA Speaker User Manual

[Home](#) » [Pyle](#) » Pyle PPHP87BTA Portable Bluetooth PA Speaker User Manual 

# PYLE

### Pyle PPHP87BTA Portable Bluetooth PA Speaker



## DESCRIPTION

The **Pyle PPHP87BTA Portable Bluetooth PA Speaker** is a true embodiment of exceptional audio quality packaged within a compact and mobile design. Engineered to provide remarkable sound output and versatility, this speaker becomes an ideal companion for various events, parties, live performances, and outdoor gatherings. With its fusion of contemporary technology and functional features, the Pyle PPHP87BTA reinvents the concept of portable sound systems, delivering an impressive audio solution for all occasions.









### Introducing the Pyle PPHP87BTA Portable Bluetooth PA Speaker:

- Beyond being a simple speaker, the Pyle PPHP87BTA serves as a portable entertainment hub that brings your preferred music and audio to life. This speaker accommodates music enthusiasts, event planners, and performers through its comprehensive features and user-friendly design, catering to a diverse range of audio needs.

### In Conclusion:

- The Pyle PPHP87BTA Portable Bluetooth PA Speaker encapsulates convenience, power, and flexibility in a compact form. With its advanced features and user-centric design, it caters to a wide range of audio demands, from casual get-togethers to professional presentations. By offering wireless streaming, versatile input options, and customizable audio settings, this speaker serves as a testament to Pyle's dedication to providing top-quality audio solutions. Remember to use it responsibly and treat it with care to ensure extended enjoyment and optimal performance over time.

## WARNING

-  1. DO NOT place objects on top of the device, as objects may scratch the device.
-  2. DO NOT expose the device to dirty or dusty environments.
-  3. DO NOT insert any foreign objects into the device.
-  4. DO NOT expose the device to strong magnetic or electrical field.
-  5. DO NOT use the device in the rain
-  6. Please check with your Local Authority or retailer for proper disposal of electronic products.
-  7. DO NOT disassemble the device. Only a certified service technician should perform repair.
-  8. The device has apertures to disperse heat. DO NOT block the device ventilation, the device may become hot and malfunction as a result.



## FEATURES


### Key Features and Advantages:

1. **Impressive Audio Output:** The Pyle PPHP87BTA boasts notable sound output, making it suitable for indoor and outdoor events alike. Whether you're hosting a gathering, delivering a presentation, or showcasing a live performance, its audio capabilities ensure your message or music resonates clearly and audibly.
2. **Bluetooth Connectivity:** Fitted with built-in Bluetooth technology, the speaker enables seamless wireless streaming from compatible devices such as smartphones, tablets, and laptops. The absence of tangled wires

simplifies playback, providing a smooth and hassle-free experience.

3. **All-in-One Configuration:** The speaker's all-in-one design incorporates a powered amplifier, speaker, and control panel. This streamlines setup, enabling users to swiftly connect their devices and start enjoying music without delay.
4. **Rechargeable Battery:** Featuring a built-in rechargeable battery, the Pyle PPHP87BTA offers the convenience of portable operation. This proves particularly useful during outdoor events where access to power outlets might be limited.
5. **Diverse Input Options:** The speaker presents an array of input choices, including USB and SD card readers, a 3.5mm AUX input, and microphone inputs. This adaptability allows direct connection of different devices and instruments to the speaker.
6. **Equalizer Controls:** Built-in equalizer controls provide the flexibility to fine-tune the sound according to your preferences. By adjusting bass, treble, and other settings, you can achieve the desired audio equilibrium.
7. **LED Illumination:** Certain versions of the Pyle PPHP87BTA feature integrated LED lights that add a visual dimension to your events. These lights sync with the music, creating an immersive ambiance.

## CONTROL BOARD FUNCTIONS



1. Master volume control/Power switch
2. 3.5MM AUX input jack
3. Bass volume control knob
4. Treble volume control knob
5. Echo control knob
6. Microphone volume control knob
7. Charge LED indicator, red color is on charge mode, light o is full charge mode
8. DC 9V input jack
9. 6.5MM microphone input jack
10. Display screen
11. Short press to choose mode/Press and hold to turn ON/OFF light
12. Previous
13. Play/Pause/press and hold for TWS function
14. Next
15. Short press to start recording, and press again to save and play recording. Press and hold to play recorded

les, press and hold again to quit recording.

16. Microphone priority button: When play recording, press and hold to delete current recording

17. USB and Micro SD Memory Card Slot

## REMOTE CONTROL



1. **Power:** Used to turn on/o the MP3 player power.
2. **MODE:** Used to switch the AUX/USB/BT/Radio
3. Mute button
4. In FM mode, press to search radio station automatically and save.
5. Next song in USB//In FM mode, short press to select saved radio station.
6. Previous song in USB//In FM mode, short press to select last frequency, press and hold to fast backtrack frequency.
7. EQ solution
8. Repeat song
9. Increase volume
10. Decrease volume
11. Play/Pause//In FM Mode, press to select saved radio station.
12. Choose song number directly//In FM mode, choose FM frequency directly.

## TWS FUNCTION

**For increase sound eect, our unit provides TWS function as follows:**

- **Step-1:** Turn ON BT mode on your device and connect the machine.
- **Step-2:** Press and hold each control board “TWS” button more than 3’s, and you will see “ON” on display, unit will start to connect the other unit automatically, now you can enjoy stereo sound, and adjusting one unit volume will a ect the other unit.

**Remark:**

- After connection, press and hold again one of control board “TWS” button more than 3’s, you will see “OFF” on display, unit’s TWS dis-connection.

## TROUBLESHOOTINGREMOTE CONTROL FUNCTIONS

Fault	Possible Cause	Solution
No sound	1. No input sound source. 2. Volume is too low.	1. Use a better music signal. 2. Adjust volume.
Distortion of sound	1. Volume too high. 2. Speaker may be damaged	1. Turn down the volume. 2. If speaker is damaged, repair or replace it.
Karaoke does not work	1. Microphone plug is not fully inserted. 2. Microphone switch is not on. 3. Microphone volume knob is at the lowest position.	1. Plug microphone properly into the socket. 2. Turn on microphone switch. 3. Adjust microphone volume properly.
MP3 does not play	1. The audio format in the USB is incorrect. 2. Improper operation has caused a process disorder. 3. USB disc is disconnected.	1. Convert audio format into Mp3 format. 2. Reboot the machine. 3. Insert USB disc properly.

### Wireless BT Connectivity:

- Built-in BT for Wireless Music Streaming
- Simple & Hassle-Free Pairing
- Works with All of Today’s Latest Devices
- Smartphones, Tablets, Laptops, Computers, etc.
- **Wireless BT Version:** 5.0
- **Wireless BT Network Name:** ‘PYLEUSA’
- **Wireless Range:** Up to 32’ ft.

## PRECAUTIONS

### Safety Precautions for Responsible Use:

While the Pyle PPHP87BTA Portable Bluetooth PA Speaker delivers a remarkable audio experience, prudent and careful usage is crucial:

1. **Volume Management:** Refrain from setting the speaker volume at excessively high levels, which could lead to distortion and potential damage to the speaker components. Maintain a comfortable volume that suits the environment.
2. **Power Source:** Ensure the use of the correct power source when charging the speaker’s battery. Employing an incompatible charger or power supply may harm the battery and impact overall speaker performance.
3. **Storage and Transport:** During periods of non-use, store the speaker in a dry and cool location to prevent moisture-related damage. When transporting, consider utilizing protective cases or bags to shield the speaker from physical impacts.
4. **Wireless Security:** If employing Bluetooth connectivity, secure your connection to prevent unauthorized

access to the speaker. Pair only with trusted devices.

5. **Temperature Conditions:** Shield the speaker from extreme temperatures and direct sunlight, as these factors can affect battery longevity and overall operational efficiency.
6. **Cleaning:** To remove dust and dirt, gently clean the speaker's surface with a soft, damp cloth. Steer clear of abrasive substances or harsh chemicals that could harm the finish.
7. **Handling:** Handle the speaker with care to prevent accidental dropping or impact, which could potentially result in internal damage.

This product can expose you to a chemical or group of chemicals, which may include "Lead and lead compounds" which is known in the state of California to cause cancer, birth defects, or other reproductive harm. For more info, go to <https://www.p65warnings.ca.gov/>.

[www.PyleUSA.com](http://www.PyleUSA.com)

### Questions? Issues?

We are here to help!

- **Phone:** (1) 718-535-1800
- **Email:** [support@pyleusa.com](mailto:support@pyleusa.com)

## FREQUENTLY ASKED QUESTIONS

What is the Pyle PPHP87BTA Portable Bluetooth PA Speaker?

The Pyle PPHP87BTA is a portable PA (public address) speaker system that features Bluetooth connectivity and is designed for various audio playback and amplification needs.

What are the main features of this speaker?

The main features include Bluetooth wireless streaming, built-in rechargeable battery, microphone input, USB and SD card reader, FM radio, and LED lights.

What is the power output of the Pyle PPHP87BTA PA Speaker?

This speaker has a power output of 300 watts.

Is this speaker suitable for outdoor events?

Yes, the portable design and built-in battery make it suitable for outdoor events, parties, and gatherings.

Can I stream music wirelessly to this speaker?

Yes, you can stream music from your Bluetooth-enabled devices like smartphones, tablets, or laptops.

How long does the built-in rechargeable battery last?

Battery life can vary, but it typically lasts several hours depending on the volume and usage.

Does it come with a microphone?

Yes, it often comes with a microphone included, allowing you to use it for announcements or karaoke.

Can I plug in a guitar or other instrument?

The Pyle PPHP87BTA typically has a microphone input which can be used for instruments with the right adapter or cable.

Does it have a built-in equalizer?

Yes, it often comes with basic built-in EQ controls to adjust the sound to your preference.

Can I use a USB drive or SD card to play music?

Yes, this speaker usually has USB and SD card reader functions for playing music directly from these sources.

Is the FM radio feature digital or analog?

The FM radio feature is usually analog and allows you to tune in to local radio stations.

What are the LED lights for?

The LED lights are often used for adding visual effects to your music playback or events.

Can I mount it on a stand?

Yes, it often comes with mounting options to place it on a stand for better projection.

**DOWNLOAD THE PDF LINK: [Pyle PPHP87BTA Portable Bluetooth PA Speaker User'SManual](#)**