



# Pyle PPHP1044B Portable Bluetooth PA Speaker System User Manual








[Home](#) » [Pyle](#) » Pyle PPHP1044B Portable Bluetooth PA Speaker System User Manual 



**Pyle PPHP1044B Portable Bluetooth PA Speaker System**



## WARNING

-  1. DO NOT place objects on top of the device, as objects may scratch the device.
-  2. DO NOT expose the device to dirty or dusty environments.
-  3. DO NOT insert any foreign objects into the device.
-  4. DO NOT expose the device to strong magnetic or electrical field.
-  5. DO NOT use the device in the rain
-  6. Please check with your Local Authority or retailer for proper disposal of electronic products.
-  7. DO NOT disassemble the device. Only a certified service technician should perform repair.
8. The device has apertures to disperse heat. DO NOT block the device ventilation, the device may become hot and malfunction as a result.

Illegal operation may cause personal injury, which could be fatal and may cause damage to property.

## FEATURES

This system can be used with personal computers, mobile phone, DVD, VCD, CD, LD, TV, MP3, radio, electronic piano and any devices which have audio output. Amplifier circuit are using high-performance, high-fidelity design, coupled with high-quality professional speaker, in order to make the sound field to get positioned so clear, distinct levels effect. The sound system is outstanding, with deep and powerful bass and the treble effect is strong, with clear and bright pitch. The professional electronic frequency division circuit enhances the machine's crossover

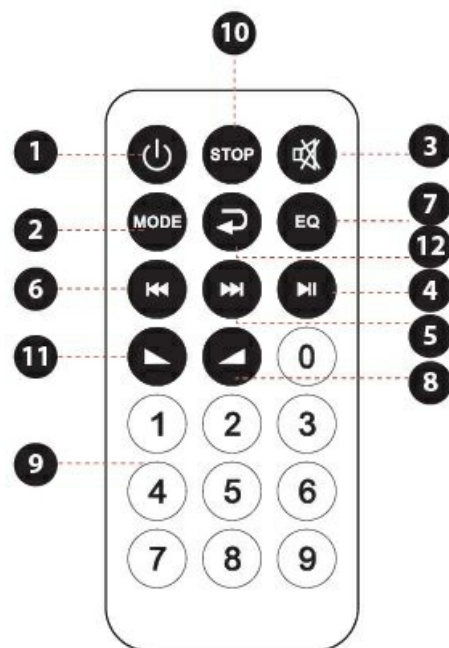

point effect. Using professional design and manufacture of high-capacity batteries, and dedicated audio power capacitors, to make the speaker's power reserve margin larger, more stable, better dynamics, higher signal to noise ratio.

## **BUILT-IN BT FUNCTION**

Press "STANDBY/INPUT" button to choose the input signal source as BT channel when starting the machine. Please ensure the BT devices you want to connect is open. Then scan and connect the speaker with the device. When the connection is successful, "tick" tone will prompt. If the speaker can't be connected, please restart the speaker or the device and try again. After the mobile phone and the BT are successfully connected, you can play music. To ensure continuous stability of the music signal, try to keep the BT and the mobile phone facing one another. This unit supports iPad, iPhone, Samsung, HTC, MOTOROLA, Nokia and other BT mobile devices wirelessly transmitting audio. It supports stereo playing of A2DP. The BT of the unit can be used up to 10 meters if there are no barriers.

## **BACK PANEL FUNCTIONS**

1. USB Control board
2. USB and Micro SD Memory Card Slot
3. Master volume control knob
4. 3.5MM AUX input jack
5. Bass volume control knob
6. Treble volume control knob
7. Echo volume control knob
8. Microphone volume control knob
9. Charge LED indicator, red color is on charge mode, blue color is full charge mode
10. DC 9V input jack
11. 6.5MM microphone input jack
12. Extra DC 12V input
13. Power switch
14. LED light switch
15. FM antenna



## FREQUENTLY ASKED QUESTIONS

DOWNLOAD THE PDF LINK: [Pyle PPHP1044B Portable Bluetooth PA Speaker System User Manual](#)